



Huntington Beach City School District



Citizen's Bond Oversight Committee Meeting

October 20, 2021

Agenda



1. **Recap of Bond Issuance Schedule**
2. **Overall Bond Project Expenditures/ Budget**
3. **Review 2019/2020 Audit**
4. **Series A Project Updates**
5. **Series B Project Updates**
6. **Series C Project Updates**
7. **State Fund Eligibility Update**
8. **Sowers MS Update**
9. **Remaining Projects (not bond funded) Update**
10. **Expenditure/ Fee Reports**





2017 Series A:	\$50,000,000 (Sold Feb '17)
2018 Series B*:	\$40,000,000 (Sold Dec '18)
<u>2020 Series C**:</u>	<u>\$70,000,000</u> (Sold July '20)
2017-2020 TOTAL:	\$160,000,000

*Sold ahead of schedule due to favorable tax base

**Combined sale sold ahead of schedule due to favorable tax base

Overall Bond Project Expenditures/ Budget



1) Completed 6/30/21 transfer of Smith P2 Construct One Pay Apps 9 & 10 to Series C to expened 10% Series C in year 1
 2a) Pay future Peterson Construct One Pay App in Series B to match amount of Smith P2 transfer to Series C
 2b) Pay future Peterson Construct One Pay Apps with balance of Series B funds

Measure Q Bond Projects	Phase 1 (Series A) (2017-2020)	Phase 2 (Series B) (2018-2021)	Phase 3 (Series C) (2020-2025)	Total Investment Series A-B-C
Dwyer Middle School New Gym/Multipurpose & STEM Buildings (complete)	\$ 12,681,510	\$ -	\$ -	\$ 12,681,510
Dwyer Middle School Modernization (complete)	\$ 4,779,257	\$ 5,655,678	\$ -	\$ 10,434,935
Sowers Middle School New Gym/Multipurpose & STEM Buildings (8/12/2020 price, no escalation)	\$ -	\$ -	\$ 15,935,271	\$ 15,935,271
Eader Elementary School (Award amount Construct One GMP dated 4/29/2021)	\$ -	\$ -	\$ 10,255,710	\$ 10,255,710
Hawes Elementary School (complete)	\$ 6,119,994	\$ -	\$ -	\$ 6,119,994
Moffett Elementary School (complete)	\$ 6,657,254	\$ -	\$ -	\$ 6,657,254
Perry Elementary School	\$ -	\$ -	\$ -	\$ -
Peterson Elementary School (Construct One 5/26/2021 GMP base price) Note 2a above	\$ -	\$ 2,288,025	\$ 8,293,596	\$ 10,581,621
Seacliff Elementary School (funded by Series A balance + Series B)	\$ 2,118,186	\$ 5,581,436	\$ -	\$ 7,699,622
Smith Elementary School Project 1 Modernization (complete)	\$ 495,547	\$ 6,521,538	\$ -	\$ 7,017,085
Smith Elementary School Project 2 New Admin. / Classrooms / Playground (complete) Note 1 above	\$ -	\$ 7,942,289	\$ 2,288,025	\$ 10,230,314
School Safety Fencing & Gates (complete)	\$ 1,521,568	\$ -	\$ -	\$ 1,521,568
Kettler New Maintenance Building	\$ -	\$ -	\$ 2,288,000	\$ 2,288,000
Project Construction Costs:	\$ 34,373,316	\$ 27,988,966	\$ 39,060,602	\$ 101,422,885
Furniture Cost:	\$ 3,772,931	\$ 3,588,840	\$ 3,878,267	\$ 11,240,038
DO Furniture:	\$ 22,838	\$ -	\$ -	\$ 22,838
Demonstration Classroom Costs:	\$ 1,152,000	\$ -	\$ -	\$ 1,152,000
IT Systems for Demonstration Classrooms:	\$ 185,969	\$ -	\$ -	\$ 185,969
TOTAL CONSTRUCTION COSTS	\$ 39,507,055	\$ 31,577,806	\$ 42,938,869	\$ 114,023,730

Overall Bond Project Expenditures/ Budget cont'd



Soft Cost Budgets	\$ 9,483,071	\$ 6,498,704	\$ 7,809,657	\$ 23,791,432
Kettler New Maintenance Building Series A Soft Costs	\$ 159,430			
Pre-Construction Services (Construct One)	\$ 93,160			
New Phone System:	\$ 266,592	\$ -	\$ -	\$ 266,592
IT Systems:	\$ 1,395,190	\$ 1,053,574	\$ 1,118,717	\$ 3,567,481
District M&O Roofing Replacement Project @ Seacliff	\$ 347,229	\$ 753,099	\$ -	\$1,100,327.86
Construction Contingency Credit Estimate: project in construction or future	\$ -	\$ (700,000)	\$ (813,978)	\$ (1,513,978)
TOTAL PROJECT COST	\$ 51,251,727	\$ 39,183,183	\$ 51,053,265	\$ 141,488,175
Anticipated Measure Q Bond Building Funds (net of debt service payment)	\$ 49,780,000	\$ 39,785,000	\$ 69,592,500	\$ 159,157,500
Interest earned per District through 8/31/2021	\$ 1,471,727	\$ 1,029,287	\$ 563,163	\$ 3,064,176
BALANCE OF FUNDS	\$ (0)	\$ 1,631,103	\$ 19,102,398	\$ 20,733,501
After Series B Seacliff Project is closed out, pay down Series B balance NOTE 2b above		\$ (1,631,103)	\$ 1,631,103	\$ -
	\$ -	\$ -	\$ 20,733,501	\$ 20,733,501



	Huntington Beach City School District	
	Building Fund (Measure Q)	
	June 30, 2020	
	Financial and Performance Audits	
	Building Fund (Measure Q)	
	June 30, 2020	
	Huntington Beach City School District	
	Table of Contents	
	June 30, 2020	
	1	
	3	
	4	
	5	
	10	
	12	
	13	
	14	
	15	
	15	
	15	
	16	
	16	
	16	
	17	
	18	
	19	
	1	
	2	

Overall Bond Project Expenditures/ Budget (Series A)



1) Completed 6/30/21 transfer of Smith P2 Construct One Pay Apps 9 & 10 to Series C to expensed 10% Series C in year 1
 2a) Pay future Peterson Construct One Pay App in Series B to match amount of Smith P2 transfer to Series C
 2b) Pay future Peterson Construct One Pay Apps with balance of Series B funds

Measure Q Bond Projects	Phase 1 (Series A) (2017-2020)	Phase 2 (Series B) (2018-2021)	Phase 3 (Series C) (2020-2025)	Total Investment Series A-B-C
Dwyer Middle School New Gym/Multipurpose & STEM Buildings (complete)	\$ 12,681,510	\$ -	\$ -	\$ 12,681,510
Dwyer Middle School Modernization (complete)	\$ 4,779,257	\$ 5,655,678	\$ -	\$ 10,434,935
Sowers Middle School New Gym/Multipurpose & STEM Buildings (8/12/2020 price, no escalation)	\$ -	\$ -	\$ 15,935,271	\$ 15,935,271
Eader Elementary School (Award amount Construct One GMP dated 4/29/2021)	\$ -	\$ -	\$ 10,255,710	\$ 10,255,710
Hawes Elementary School (complete)	\$ 6,119,994	\$ -	\$ -	\$ 6,119,994
Moffett Elementary School (complete)	\$ 6,657,254	\$ -	\$ -	\$ 6,657,254
Perry Elementary School	\$ -	\$ -	\$ -	\$ -
Peterson Elementary School (Construct One 5/26/2021 GMP base price) Note 2a above	\$ -	\$ 2,288,025	\$ 8,293,596	\$ 10,581,621
Seacliff Elementary School (funded by Series A balance + Series B)	\$ 2,118,186	\$ 5,581,436	\$ -	\$ 7,699,622
Smith Elementary School Project 1 Modernization (complete)	\$ 495,547	\$ 6,521,538	\$ -	\$ 7,017,085
Smith Elementary School Project 2 New Admin. / Classrooms / Playground (complete) Note 1 above	\$ -	\$ 7,942,289	\$ 2,288,025	\$ 10,230,314
School Safety Fencing & Gates (complete)	\$ 1,521,568	\$ -	\$ -	\$ 1,521,568
Kettler New Maintenance Building	\$ -	\$ -	\$ 2,288,000	\$ 2,288,000
Project Construction Costs:	\$ 34,373,316	\$ 27,988,966	\$ 39,060,602	\$ 101,422,885
Furniture Cost:	\$ 3,772,931	\$ 3,588,840	\$ 3,878,267	\$ 11,240,038
DO Furniture:	\$ 22,838	\$ -	\$ -	\$ 22,838
Demonstration Classroom Costs:	\$ 1,152,000	\$ -	\$ -	\$ 1,152,000
IT Systems for Demonstration Classrooms:	\$ 185,969	\$ -	\$ -	\$ 185,969
TOTAL CONSTRUCTION COSTS	\$ 39,507,055	\$ 31,577,806	\$ 42,938,869	\$ 114,023,730

Series A Project Status



Series A Projects:

1. Hawes Elementary School Modernization Project
2. Hawes Elementary School Interim Housing Project (added January 2018)
3. Dwyer Middle School Modernization Project (First Half)
4. Dwyer Middle School New Construction (Gym and STEM Lab) Project
5. Moffett Elementary School Modernization Project
6. Moffett Elementary School Interim Housing Project (added October 2018)
7. Safety and Security Measures at Multiple Campuses (added May 2018)
8. Sowers Middle School New Construction (Gym and STEM Lab) Project (designed)



Series A Project Status



Series A Projects:

Hawes Elementary School Interim Housing Project (added January 2018)

Approved GMP (May 2018): \$533,888

Construction began June 2018

Completed in Fall of 2018, contingency of \$46k returned to District

Hawes Elementary School Modernization Project

Approved GMP (May 2018): \$5,558,298

Construction began June 2018

Completed in Spring 2019, contingency of \$223k returned to District



*Figures above do not include separate budgets for furniture/ technology and demonstration classrooms

Series A Project Status



Series A Projects:

Dwyer Middle School Modernization Project (First Half)

Approved GMP (May 2018): \$5,369,954

Construction began June 2018

Completed in Fall 2018, contingency of \$592k returned to District



*Figures above do not include separate budgets for furniture/ technology and demonstration classrooms

Series A Project Status




Series A Projects:

Dwyer Middle School New Construction (Gym and STEM Lab) Project

Approved GMP (June 2018): \$13,426,281

Construction began July 2018

Completed in Winter 2020, contingency of \$747k returned to District



*Figures above do not include separate budgets for furniture/ technology and demonstration classrooms

Series A Project Status



Series A Projects:

Dwyer Middle School New Construction (Gym and STEM Lab) Project Continued...



*Figures above do not include separate budgets for furniture/ technology and demonstration classrooms

Series A Project Status



Series A Projects:

Moffett Elementary School Interim Housing Project (added October 2018)

Approved GMP (November 2018): \$449,535

Construction began December 2018

Completed in Winter of 2019, contingency returned in modernization project

Moffett Elementary School Modernization Project

Approved GMP (March 2019): \$6,675,178

Construction began April 2019

Completed in Winter 2020, contingency of \$448k returned to District



*Figures above do not include separate budgets for furniture/ technology and demonstration classrooms

Series A Project Status



Series A Projects:


Safety and Security Measures at Multiple Campuses (added May 2018)

Sites: Eader ES, Perry ES, Peterson ES, Seaclyff ES, Moffett ES, Hawes ES, Dwyer MS, ~~Sowers MS~~ (Pending Future of Sowers), ~~Smith ES~~ (Part of Phase 2 Relocation of Admin)

Approved GMP (May 2019) \$1,441,000. Final Construction Amount: \$1,521,568.

Construction began June 2018

Completed Winter of 2019



*Figures above do not include separate budgets for furniture/ technology and demonstration classrooms

Series A Project Status



Series A Projects:

Sowers MS New Construction (Gym and STEM Lab) Project

Budgeted GMP \$15,935,271 (Includes Soil Remediation; excludes STEM furniture budget)

Construction could begin at any time, project was bid in August 2020

Will be incorporated into modernization or new construction in Series C



*Figures above do not include separate budgets for furniture/ technology and demonstration classrooms

Overall Bond Project Expenditures/ Budget (Series B)



1) Completed 6/30/21 transfer of Smith P2 Construct One Pay Apps 9 & 10 to Series C to expensed 10% Series C in year 1
 2a) Pay future Peterson Construct One Pay App in Series B to match amount of Smith P2 transfer to Series C
 2b) Pay future Peterson Construct One Pay Apps with balance of Series B funds

Measure Q Bond Projects	Phase 1 (Series A) (2017-2020)	Phase 2 (Series B) (2018-2021)	Phase 3 (Series C) (2020-2025)	Total Investment Series A-B-C
Dwyer Middle School New Gym/Multipurpose & STEM Buildings (complete)	\$ 12,681,510	\$ -	\$ -	\$ 12,681,510
Dwyer Middle School Modernization (complete)	\$ 4,779,257	\$ 5,655,678	\$ -	\$ 10,434,935
Sowers Middle School New Gym/Multipurpose & STEM Buildings (8/12/2020 price, no escalation)	\$ -	\$ -	\$ 15,935,271	\$ 15,935,271
Eader Elementary School (Award amount Construct One GMP dated 4/29/2021)	\$ -	\$ -	\$ 10,255,710	\$ 10,255,710
Hawes Elementary School (complete)	\$ 6,119,994	\$ -	\$ -	\$ 6,119,994
Moffett Elementary School (complete)	\$ 6,657,254	\$ -	\$ -	\$ 6,657,254
Perry Elementary School	\$ -	\$ -	\$ -	\$ -
Peterson Elementary School (Construct One 5/26/2021 GMP base price) Note 2a above	\$ -	\$ 2,288,025	\$ 8,293,596	\$ 10,581,621
Seacliff Elementary School (funded by Series A balance + Series B)	\$ 2,118,186	\$ 5,581,436	\$ -	\$ 7,699,622
Smith Elementary School Project 1 Modernization (complete)	\$ 495,547	\$ 6,521,538	\$ -	\$ 7,017,085
Smith Elementary School Project 2 New Admin. / Classrooms / Playground (complete) Note 1 above	\$ -	\$ 7,942,289	\$ 2,288,025	\$ 10,230,314
School Safety Fencing & Gates (complete)	\$ 1,521,568	\$ -	\$ -	\$ 1,521,568
Kettler New Maintenance Building	\$ -	\$ -	\$ 2,288,000	\$ 2,288,000
Project Construction Costs:	\$ 34,373,316	\$ 27,988,966	\$ 39,060,602	\$ 101,422,885
Furniture Cost:	\$ 3,772,931	\$ 3,588,840	\$ 3,878,267	\$ 11,240,038
DO Furniture:	\$ 22,838	\$ -	\$ -	\$ 22,838
Demonstration Classroom Costs:	\$ 1,152,000	\$ -	\$ -	\$ 1,152,000
IT Systems for Demonstration Classrooms:	\$ 185,969	\$ -	\$ -	\$ 185,969
TOTAL CONSTRUCTION COSTS	\$ 39,507,055	\$ 31,577,806	\$ 42,938,869	\$ 114,023,730

Series B Project Status



Phase 2 Projects:

1. Dwyer Middle “Phase 2” Modernization (Case Building and Auditorium) Project
2. Smith Elementary School “Phase 1” Modernization Project
3. Smith Elementary School “Phase 2” New Construction (Admin/ Classroom) Project
4. Seacliff Elementary School Modernization Project (added September 2019)



Series B Project Status



Series B Projects:

Dwyer Middle School “Phase 2” Modernization (Case Building and Auditorium) Project

Approved GMP (May 2018): \$5,858,886

Construction began June 2018

Completed November 2020; \$274k contingency returned to the District



*Figures above do not include separate budgets for furniture/ technology and demonstration classrooms

Series B Project Status



Series B Projects:

Dwyer Middle School “Phase 2” Modernization (Case Building and Auditorium) Project Continued...



*Figures above do not include separate budgets for furniture/ technology and demonstration classrooms

Series B Project Status



Series B Projects:

Smith Elementary School “Phase 1” Modernization Project

Approved GMP (May 2018): \$7,500,932

Construction began June 2018

Completed October 2020; \$483k contingency returned to the District



*Figures above do not include separate budgets for furniture/ technology and demonstration classrooms

Series B Project Status



Series B Projects:

Smith Elementary School “Phase 2” New Construction Project

Approved GMP (May 2019): \$10,405,580

Construction began June 2019

Will be complete by March 2021, anticipating \$197k to come back in contingency



*Figures above do not include separate budgets for furniture/ technology and demonstration classrooms

Series B Project Status



Series B Projects:

Seacliff Elementary School Modernization Project

Approved GMP (February 2020): \$4,405,598 Series B (\$7,700,611 total GMP including Series C)

Construction began March 2020

Will be complete by Fall of 2021, anticipating \$527k to come back in contingency



*Figures above do not include separate budgets for furniture/ technology and demonstration classrooms

Overall Bond Project Expenditures/ Budget (Series C)



1) Completed 6/30/21 transfer of Smith P2 Construct One Pay Apps 9 & 10 to Series C to expensed 10% Series C in year 1
 2a) Pay future Peterson Construct One Pay App in Series B to match amount of Smith P2 transfer to Series C
 2b) Pay future Peterson Construct One Pay Apps with balance of Series B funds

Measure Q Bond Projects	Phase 1 (Series A) (2017-2020)	Phase 2 (Series B) (2018-2021)	Phase 3 (Series C) (2020-2025)	Total Investment Series A-B-C
Dwyer Middle School New Gym/Multipurpose & STEM Buildings (complete)	\$ 12,681,510	\$ -	\$ -	\$ 12,681,510
Dwyer Middle School Modernization (complete)	\$ 4,779,257	\$ 5,655,678	\$ -	\$ 10,434,935
Sowers Middle School New Gym/Multipurpose & STEM Buildings (8/12/2020 price, no escalation)	\$ -	\$ -	\$ 15,935,271	\$ 15,935,271
Eader Elementary School (Award amount Construct One GMP dated 4/29/2021)	\$ -	\$ -	\$ 10,255,710	\$ 10,255,710
Hawes Elementary School (complete)	\$ 6,119,994	\$ -	\$ -	\$ 6,119,994
Moffett Elementary School (complete)	\$ 6,657,254	\$ -	\$ -	\$ 6,657,254
Perry Elementary School	\$ -	\$ -	\$ -	\$ -
Peterson Elementary School (Construct One 5/26/2021 GMP base price) Note 2a above	\$ -	\$ 2,288,025	\$ 8,293,596	\$ 10,581,621
Seacliff Elementary School (funded by Series A balance + Series B)	\$ 2,118,186	\$ 5,581,436	\$ -	\$ 7,699,622
Smith Elementary School Project 1 Modernization (complete)	\$ 495,547	\$ 6,521,538	\$ -	\$ 7,017,085
Smith Elementary School Project 2 New Admin. / Classrooms / Playground (complete) Note 1 above	\$ -	\$ 7,942,289	\$ 2,288,025	\$ 10,230,314
School Safety Fencing & Gates (complete)	\$ 1,521,568	\$ -	\$ -	\$ 1,521,568
Kettler New Maintenance Building	\$ -	\$ -	\$ 2,288,000	\$ 2,288,000
Project Construction Costs:	\$ 34,373,316	\$ 27,988,966	\$ 39,060,602	\$ 101,422,885
Furniture Cost:	\$ 3,772,931	\$ 3,588,840	\$ 3,878,267	\$ 11,240,038
DO Furniture:	\$ 22,838	\$ -	\$ -	\$ 22,838
Demonstration Classroom Costs:	\$ 1,152,000	\$ -	\$ -	\$ 1,152,000
IT Systems for Demonstration Classrooms:	\$ 185,969	\$ -	\$ -	\$ 185,969
TOTAL CONSTRUCTION COSTS	\$ 39,507,055	\$ 31,577,806	\$ 42,938,869	\$ 114,023,730

Series C Project Status



Series C Projects:

1. Seacliff Modernization (Completion) Project (Parking, Admin, Library, etc)
2. Eader Elementary School Modernization Project (Two Phases)
3. Peterson Elementary School Modernization Project (Two Phases)
4. M&O Facility at the Kettler District Office Site
5. Sowers Middle School Modernization or New Construction Project (inc. Gym/ STEM Lab)



Series C Project Status



Series C Projects:

Seacliff Elementary School Modernization Project (Completion of Parking, Admin, Library, etc.)

Budgeted Cost \$2,751,209 (remaining of GMP approved in 2019 for \$5,581,436)

Construction ongoing through Summer 2021

Project is currently complete pending punchlist items and project closeout with DSA



*Figures above do not include separate budgets for furniture/ technology and demonstration classrooms

Series C Project Status



Series C Projects:

Eader Elementary School Modernization Project

Budgeted Cost \$6,197,748

GMP established in April 2021 for \$10,255,710

Construction on Phase 1 began June 2021 (will last two summers)

Phase 1 is currently complete pending punchlist items

Description	Original Budget (April 2018)	Construct 1 Estimate 2/8/21	Year 1 (2021)	Year 2 (2022)
21st Century Classroom Renovations (25 Permanent CR's)	\$ 3,599,960	\$ 4,735,297		x
New Electrical Service	\$ 626,080	\$ 738,326	x	
New Boy's Restrooms	\$ 187,656	\$ 499,028		x
Library to Learning Commons Renovation	\$ 438,256			x
Replace Windows	\$ 313,040	\$ 1,239,518		x
Parking ADA Upgrade	\$ 93,912	\$ 47,334	x	
Campus/ Site Work	\$ -	\$ 304,604	x	
Repair Roof Overhang	\$ 313,040	\$ -	Already Complete	
Replace Non-Compliant POT	\$ -	\$ 867,203	x	
Abatement Budget	\$ 312,764	\$ -		x
Relocate Admin to Classroom Wing	\$ -	\$ 337,834	x	
Remediate Moisture Issues	\$ -	\$ 744,942	x	x
Painting of Building & Walkway Exterior	\$ -	\$ 226,679		x
Relocate New STEM Classroom	\$ -	\$ 71,585		x
Relocate Staff Lounge & Workroom	\$ -	\$ 202,836		x
Upgrade Kindergarten Playground & Shade Structures	\$ -	\$ 118,141		x
Replace Lower Grade Play Structure & Play Surface	\$ -	\$ 123,054		x
Add a Permanent WC Lift to the MPR Building	\$ -	\$ 29,792		x
Extend Paving in Front for Student Drop Off Zone	\$ -	TBD	x	
Subtotal	\$ 5,884,708	\$ 10,286,172		

*Figures above do not include separate budgets for furniture/ technology and demonstration classrooms

Series C Project Status



Series C Projects:

Eader Elementary School Modernization Project



Series C Project Status



Series C Projects:

Peterson Elementary School Modernization Project

Budgeted Cost \$8,002,264

GMP established in June 2021 for \$15,935,271

Construction on Phase 1 began June 2021 (will last two summers)

Phase 1 is currently complete pending punchlist items

Description	Original Budget (April 2018)	Construct 1 Estimate 02/19/21	Year 1 (2021)	Year 2 (2022)
Electrical Service Upgrades	\$ 953,104	\$ 284,968	x	
21st Century Classroom Renovations (31 Permanent CR's)	\$ 4,530,423	\$ 5,541,296	x	
Repurpose Food Service/ Small Warming Kitchen	\$ 444,782	\$ 467,050		x
Library to Learning Commons Renovation	\$ 444,782	\$ 444,126	x	
Clapp Building Renovation	\$ 444,782	\$ 317,302	x	
Expand Parking	\$ 294,827	\$ 43,428		x
Replace Non-Compliant POT	\$ -	\$ 632,307		x
Restroom ADA Upgrades (Allowance)	\$ -	\$ 64,765	x	
Abatement Budget	\$ 254,161	\$ 290,149	x	
Remediate Moisture Issues	\$ -	\$ 999,734	x	x
Demolition of Non-compliant construction at MPR	\$ -	\$ 46,890		x
Painting of Building & Walkway Exterior	\$ -	\$ 259,062		x
Reconfigure Staff Lounge Area including restrooms and storage	\$ -	\$ 132,125		x
Upgrade Kindergarten Playground & Shade Structures	\$ -	\$ 119,816		x
Extensive Remodel of Administration Building	\$ -	\$ 492,796		x
Add doors to Building 1 ECE Classrooms	\$ -	\$ 21,904	x	
Site Security Fencing at Clapp Building	\$ -	TBD	x	
Subtotal	\$ 7,366,861	\$ 10,157,718		

*Figures above do not include separate budgets for furniture/ technology and demonstration classrooms

Series C Project Status



Series C Projects:

Peterson Elementary School Modernization Project



Series C Project Status



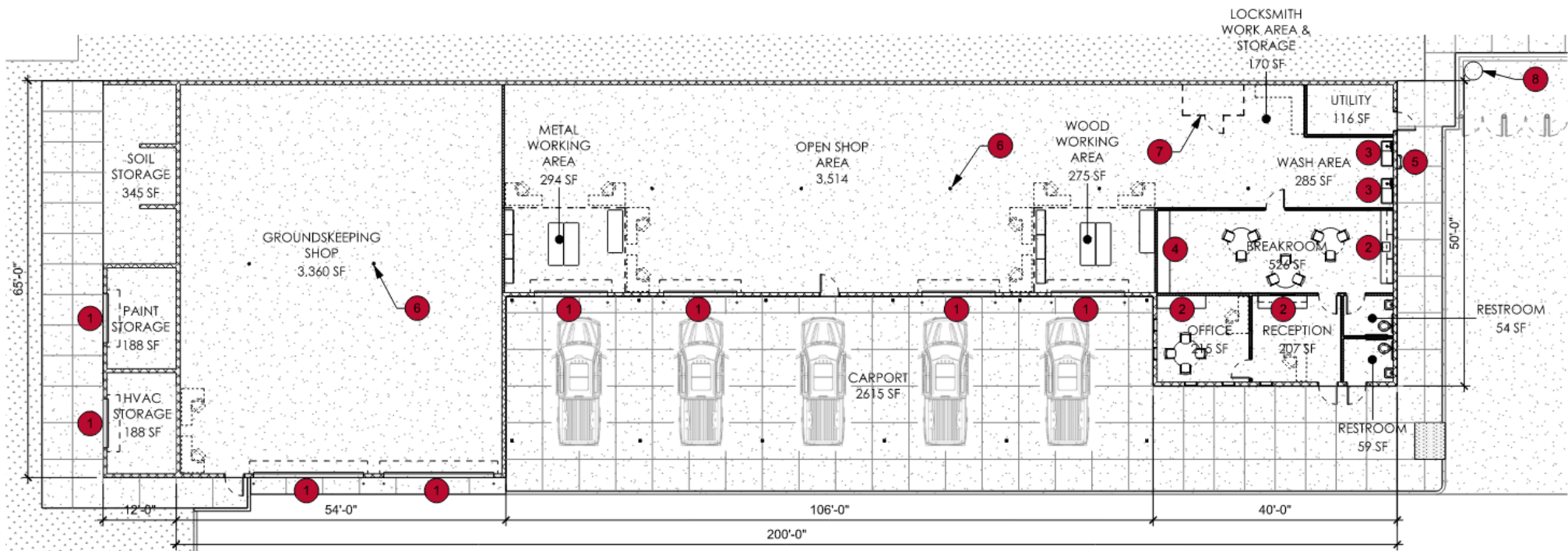
Series C Projects:

Maintenance Facility at Kettler Education Center Site

Budgeted Cost \$2,888,000

Budget was based on original plans developed prior to Measure Q

Design Contract approved at Board on 3/9/21 and design is ongoing



*Figures above do not include separate budgets for furniture/ technology

State Funding Eligibility



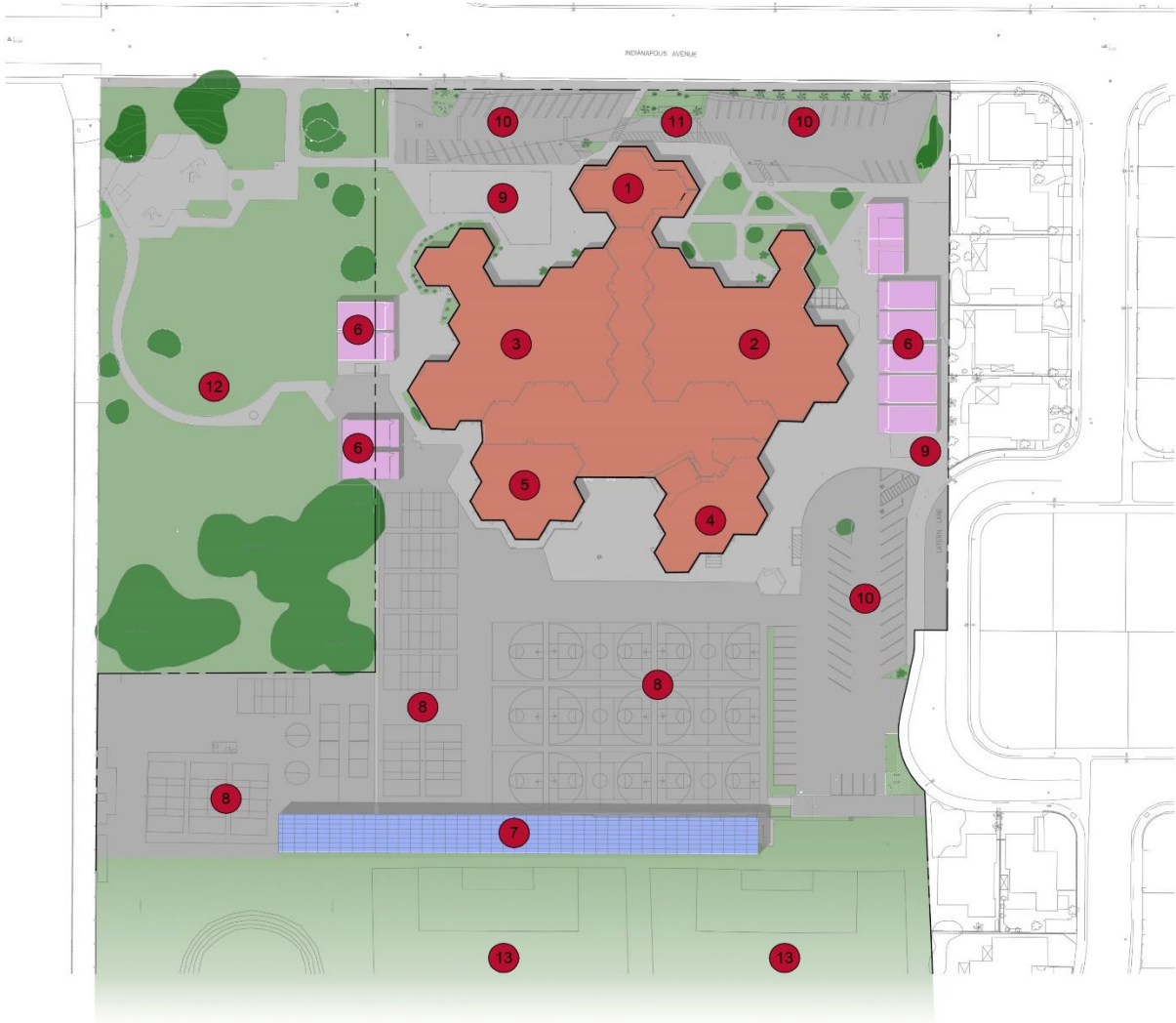
HUNTINGTON BEACH CITY ELEMENTARY SCHOOL DISTRICT					
Type	School Site	Funding Status	Application Status	Submittal Date	State Share
NC	Ethel Dwyer Middle School	Beyond Authority	Submitted to OPSC	3/13/2019	\$ 1,602,035
Mod	Ethel Dwyer Middle School	Within Bond Authority	Submitted to OPSC	1/25/2019	\$ 3,059,680
Mod	Ralph E. Hawes Elementary	Within Bond Authority	Submitted to OPSC	8/24/2018	\$ 1,013,048
Mod	S. A. Moffett Elementary	Beyond Authority	Submitted to OPSC	4/2/2019	\$ 439,144
Mod	Seacliff	Beyond Authority	Submittal to CDE to occur 2024		\$ 3,591,093
Mod	Sowers Middle School N.C.	Beyond Authority	Pending Approval by CDE		\$ 912,432
Total					\$ 10,617,432

Total Eligibility “Within Bond Authority” = \$3,834,514, anticipated to be paid out in 2022 or 2023

Sowers Middle School Update



EXISTING (Site Plan):



CLASSROOM TYPE	COUNT	SF PER UNIT	TOTAL SF
TYP. TEACHING SPACE	19/11	890/960 SF	27,470 SF
FLEX. TEACHING SPACE	7	1,512 SF	10,584 SF
TOTAL TEACHING SPACES	37		38,054 SF

- LEGEND**
- 1. (E) BUILDING 100
 - 2. (E) BUILDING 200
 - 3. (E) BUILDING 300
 - 4. (E) BUILDING 400
 - 5. (E) BUILDING 500
 - 6. (E) RELOCATABLE CLASSROOMS
 - 7. (E) SOLAR ARRAY
 - 8. (E) PLAY COURTS
 - 9. (E) BICYCLE PARKING
 - 10. (E) PARKING LOT
 - 11. (E) DROP-OFF
 - 12. (E) CITY PARK
 - 13. (E) PLAY FIELDS

SOWERS MIDDLE SCHOOL

HBCSD | 9300 INDIANAPOLIS AVENUE
HUNTINGTON BEACH, CA 92646

EXISTING SITE PLAN

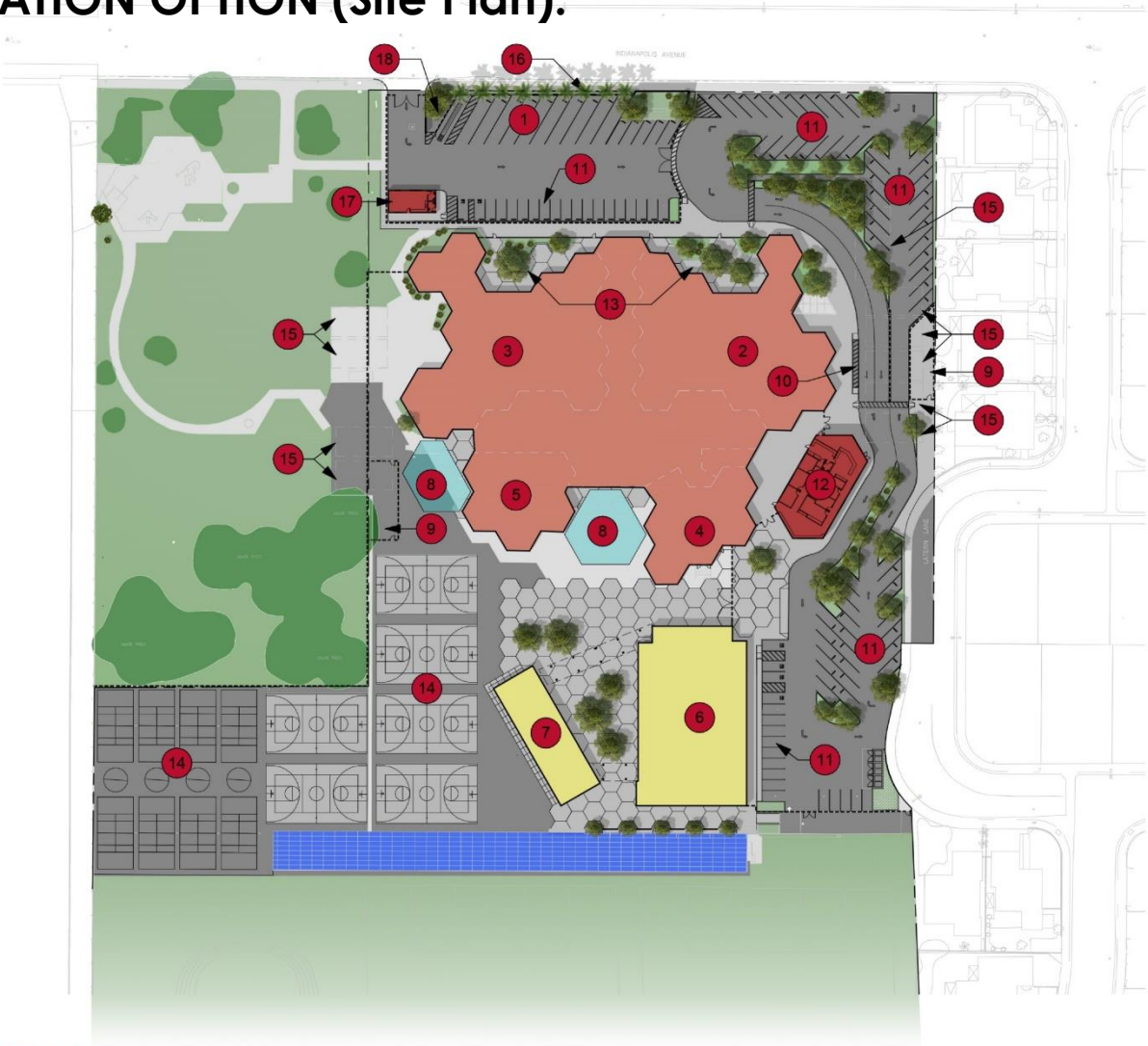
PAGE 2 | 07/20/21 | Project Number: 21016.1 | 980 9th Street, Suite 2050, Sacramento, CA 95814 | 916.254.5600 | StudioW-Architects.com



Sowers Middle School Update



MODERNIZATION OPTION (Site Plan):



TOTAL CAMPUS PARKING SPACES : 70, +5 ACCESSIBLE

TOTAL BUS PARKING SPACES : 17, +2 ACCESSIBLE

CLASSROOM TYPE	COUNT	SF PER UNIT	TOTAL SF
TYP. TEACHING SPACE	23	890 SF	20,470 SF
FLEX. TEACHING SPACE	7	1,512 SF	10,584 SF
TOTAL TEACHING SPACES	30		31,054 SF

- LEGEND**
- 1. BUS PARKING
 - 2. (E) BUILDING 200
 - 3. (E) BUILDING 300
 - 4. (E) BUILDING 400
 - 5. (E) BUILDING 500
 - 6. GYM BUILDING
 - 7. STEM BUILDING
 - 8. SHADE STRUCTURE
 - 9. BIKE PARKING
 - 10. DROP-OFF
 - 11. PARKING
 - 12. ADMINISTRATION BUILDING
 - 13. OUTDOOR LEARNING AREAS
 - 14. PLAYCOURT STRIPING
 - 15. (E) RELOCATABLES TO BE REMOVED
 - 16. CMU WALL AT BUS PARKING
 - 17. LOUNGE BUILDING
 - 18. EQUIPMENT ENCLOSURE

SOWERS MIDDLE SCHOOL

HBCSD | 9300 INDIANAPOLIS AVENUE
HUNTINGTON BEACH, CA 92646

SITE PLAN - MODERNIZATION OPTION 2

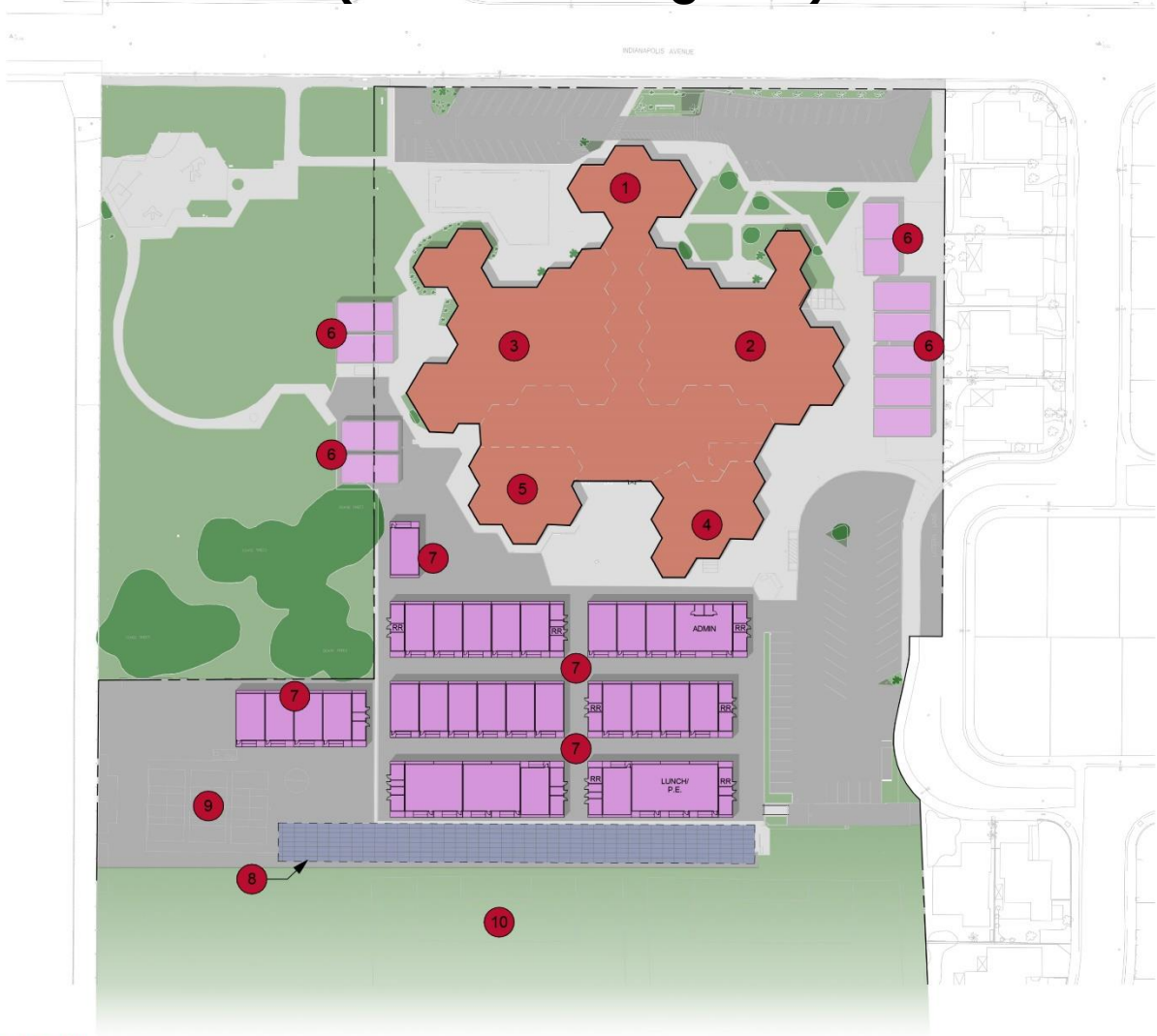
PAGE 4 | 07/20/21 | Project Number: 21016.1 | 980 9th Street, Suite 2050, Sacramento, CA 95814 | 916.254.5600 | StudioW-Architects.com



Sowers Middle School Update



MODERNIZATION OPTION (Interim Housing Plan):



CLASSROOM TYPE	COUNT	SF PER UNIT	TOTAL SF
TYP. TEACHING SPACE	35	960 SF	33,600 SF
FLEX. TEACHING SPACE	2	1,920 SF	3,840 SF
TOTAL TEACHING SPACES	37		37,440 SF

LEGEND

- 1. (E) BUILDING 100
- 2. (E) BUILDING 200
- 3. (E) BUILDING 300
- 4. (E) BUILDING 400
- 5. (E) BUILDING 500
- 6. (E) RELOCATABLE CLASSROOMS TO REMAIN
- 7. INTERIM HOUSING RELOCATABLES
- 8. (E) SOLAR ARRAY
- 9. (E) HARDCOURTS TO REMAIN
- 10. (E) PLAY FIELDS TO REMAIN

SOWERS MIDDLE SCHOOL

HBCSD | 9300 INDIANAPOLIS AVENUE
HUNTINGTON BEACH, CA 92646

SITE PLAN - INTERIM HOUSING FOR MODERNIZATION

PAGE 5 | 07/20/21 | Project Number: 21016.1 | 980 9th Street, Suite 2050, Sacramento, CA 95814 | 916.254.5600 | StudioW-Architects.com



Sowers Middle School Update



NEW CONSTRUCTION OPTION (Site Plan):



Total of 30
Classrooms w/
Room for 35
(Future)

TOTAL CAMPUS PARKING SPACES : 115, +5 ACCESSIBLE

TOTAL BUS PARKING SPACES : 17, +2 ACCESSIBLE

CLASSROOM TYPE	COUNT	SF PER UNIT	TOTAL SF
TYP. TEACHING SPACE	30	1,008 SF	30,240 SF
FLEX. TEACHING SPACE	5	1,512 SF	7,560 SF
TOTAL TEACHING SPACES	35		37,800 SF

LEGEND

1. BUS PARKING
2. RELOCATE (E) SOLAR ARRAY
3. RELOCATE (E) PLAY FIELDS
4. CLASSROOM WING
5. LOCKER ROOM BUILDING
6. GYM BUILDING
7. STEM BUILDING
8. SHADE STRUCTURE
9. BIKE PARKING
10. DROP-OFF PARKING
11. PARKING
12. ADMINISTRATION BUILDING
13. OUTDOOR LEARNING AREAS
14. PLAYCOURT STRIPING/ASPHALT
15. CMU WALL AT BUS PARKING
16. DEMOLISH (E) BUILDINGS
17. LOUNGE BUILDING
18. EQUIPMENT ENCLOSURE



CBOC Meeting

SOWERS MIDDLE SCHOOL

HBCSD | 9300 INDIANAPOLIS AVENUE
HUNTINGTON BEACH, CA 92646

SITE PLAN - RECONSTRUCTION OPTION

PAGE 6 | 07/20/21 | Project Number: 21016.1 | 980 9th Street, Suite 2050, Sacramento, CA 95814 | 916.254.5600 | StudioW-Architects.com

Huntington Beach City School District

0 100' 200'



Sowers Middle School Update



STUDIO W procured (2) estimates from Cumming and CW Driver, the following represents the most conservative estimate:

	Mod Option	New Construction Option
Construction Cost Estimate (9/20/2021)*	\$45,123,252	\$54,062,055
10% Construction Contingency	\$4,512,325	\$5,406,206
Interim Housing (Mod only)	\$4,687,257	
10% Contingency for Interim Housing	\$468,726	
Total Construction Cost :	\$54,791,559	\$59,468,261
 Furniture (inc. cont. & escalation):	 \$2,805,544	 \$2,481,636
Soft Cost Budget:	\$11,098,143	\$12,127,017**
Estimated Contingency Return:	\$(1,245,263)	\$(1,351,551)
Total Project Cost Estimate:	\$67,449,883	\$72,725,363
Measure Q Balance:	\$(28,224,690)	\$(33,500,170)

* includes add for Solar Array Relocation and a Drilled Piles Ded. Alt. (New Const.)

** potential savings of \$2M-\$3M once soft costs are calculated

Add Bus Yard Project Cost:	\$1,891,405	\$1,891,405
----------------------------	-------------	-------------



FUNDING SOURCES BEYOND MEASURE Q:

ESTIMATED STATE FUNDING*:	\$1,013,048 (to be funded in 2022)
	\$3,059,680 (to be funded in 2023)
<u>GISLER SITE SALE NET PROCEEDS**:</u>	<u>\$27,750,000 (Escrow to close May 2022)</u>

TOTAL: \$31,822,728

* The District also has \$6,544,704 in state funding eligibility pending a new state bond

** After \$10M payment towards long-term debt (COP)

	Modernization	New Construction
Total Project Cost Estimate:	\$67,449,883	\$72,725,363
Measure Q Balance:	(\$28,224,690)	(\$33,500,170)
<u>Other Funding Sources:</u>	<u>\$31,822,728</u>	<u>\$31,822,748</u>
Difference:	\$3,598,038	(\$1,677,442)

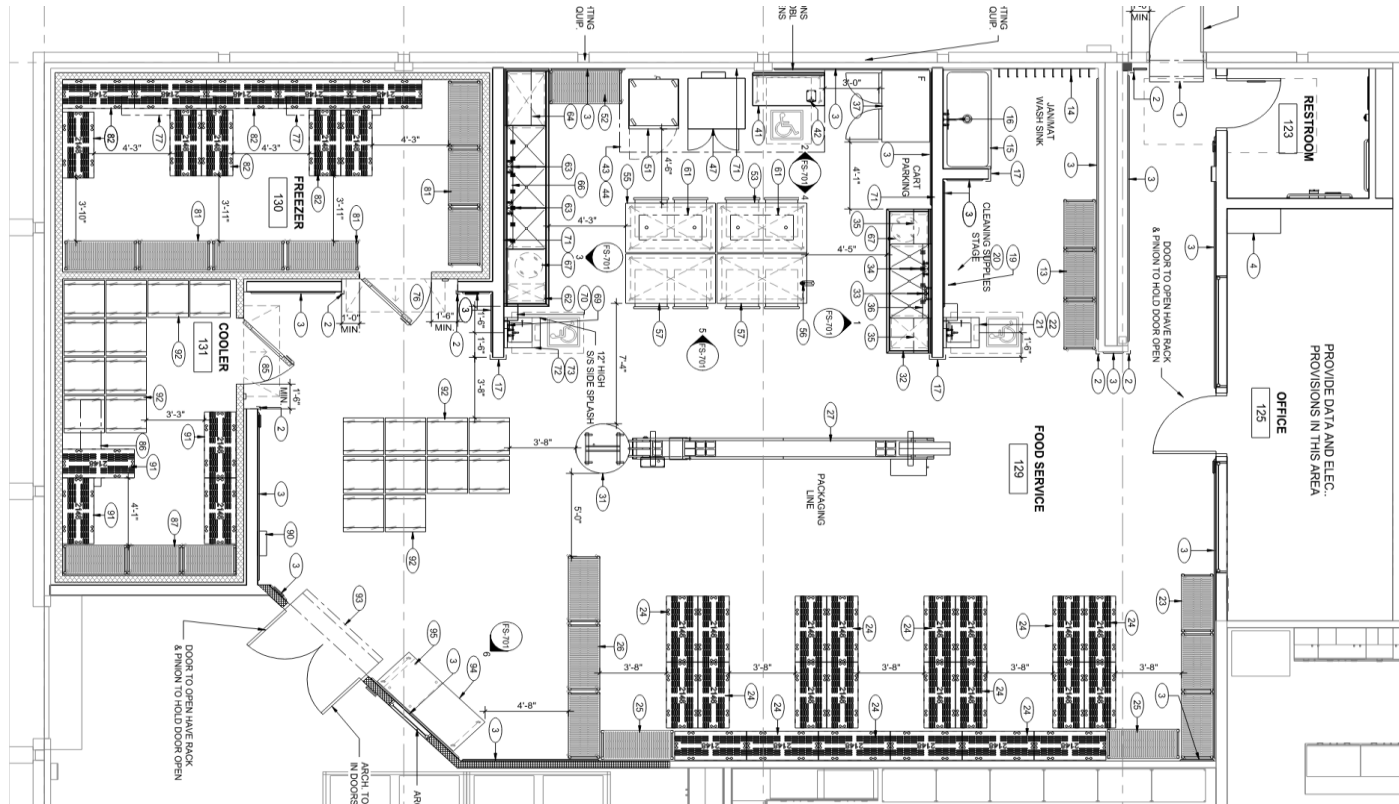
Other Project Potentials (Not Funded by Measure Q)



1. HVAC Projects (Dwyer, Eader, Peterson, Smith): \$4,591,440 Construction Estimate

2. District Central Kitchen at Education Center: \$1,284,587 Construction Estimate

The Kitchen Project is DSA and County Health Approved and bids on 10/28/21



Project Expenditures



Measure Q Series A Overall Funding Summary:

Update - 6/30/2021: Series A			
SOURCE OF FUNDS			
Measure Q Bond Funds (Series A) 2017-2020	\$	50,000,000	
Debt Service Payment	\$	(220,000)	
NET SERIES A FUNDING	\$	49,780,000	net Building Funds received by District on 5/25/2017
Series A interest earned as of 6/30/2021	\$	1,471,726.71	
SERIES A FUNDING	\$	51,251,727	Fund 24
SERIES A USE OF FUNDS			
Construction Costs for Series A Projects (Dwyer Mod / Hawes Mod / Hawes IH (final amounts), Dwyer New, Moffett Mod / Moffett IH, Site Security Fencing & Gates)	\$	31,280,506.42	includes Abatement & Technology Equipment; <u>excludes</u> Demonstration CR's, District MOT @ Kettler, Furniture
Seacliff construction pay app paid in Series A	\$	2,118,185.67	to bring Series A balance to \$0; see below
Hawes Elementary School Interim Housing	\$	213,666.00	Mobile Modular Lease; payments on Hawes & Moffett IH as of Inv #2059208 6/24/2020
Moffett Elementary School Interim Housing	\$	183,936.43	Mobile Modular Lease; payments on Hawes & Moffett IH as of Inv #2059208 6/24/2020
Hawes - ORTCO Inc. Fitness Structure & Installation	\$	60,692.00	
Hawes - Miracle Recreation Equipment	\$	20,782.80	
Construction Contingency	\$	-	returned to District by change order
District Contingency	\$	-	returned to District by change order
Subtotal	\$	33,877,769.32	
Smith 1 - Construct One: funded in Series A	\$	495,546.76	
Site Security Contingency	\$	-	
Subtotal	\$	34,373,316.08	
Construction Cost Budget for District MOT @ Kettler	\$	-	moved to Phase 3 (Series C)
Furniture for District MOT @ Kettler	\$	-	moved to Phase 3 (Series C)
Subtotal	\$	34,373,316.08	
Escalation @ 4%	\$	-	
Subtotal Phase 1 Construction Cost Budget	\$	34,373,316.08	
New Furniture (OnPoint contracts)	\$	3,772,931.09	Dwyer Mod, Dwyer New, Hawes, Moffett
District Office Furniture (OnPoint)	\$	22,838.00	
Demonstration Classrooms	\$	1,016,393.50	Furniture (OnPoint)
Demonstration Classrooms	\$	49,138.00	Flooring (Moore Flooring)
Demonstration Classrooms	\$	86,468.90	Technology (Digicore)
Demonstration Classrooms	\$	185,968.96	Teacher/Student Devices (Dell Marketing)
Subtotal:	\$	39,507,054.53	
Phase 1 Soft Costs	\$	9,483,071.30	includes Bond Program Management Costs and Professional Development for Technology; includes Sowers New A/E fees thru DSA approval and Sowers Mod A/E fees thru SD Phase; includes up front surveying for sites not in Phase 1. Includes new Phone system at Dwyer, Hawes, Moffett.
Construct One Preconstruction Services	\$	93,160.00	\$23,820 @ Dwyer Mod P1; \$21,700 @ Dwyer New; \$23,820 @ Hawes; \$23,820 @ Moffett
SVA Fees / Soft Cost: District MOT @ Kettler	\$	159,430.29	project budget balance moved to Phase 3 (Series C)
District Phone System (Global CTI)	\$	266,591.93	
IT Systems: Dwyer, Hawes, Moffett and Sowers	\$	1,395,189.85	Dell Marketing Series A costs (excludes cost of IT procured for demonstration classrooms)
District M&O Roofing Replacement Project @ Seacliff	\$	347,228.81	balance to Series B (District Construction Contract Award 4/23/19 A-81)
Total Series A Construction + Soft Cost Expenditures	\$	51,251,726.71	
Phase 1 (Series A) Final Costs versus Phase 1 (Series A) Building Funds	\$	-	
District Series A balance on 4/27/2021	\$	2,116,273.28	
	\$	1,912.39	
District Series A balance on 7/21/2021	\$	2,118,185.67	
Transfer portion of Seacliff Construct One Payments from Series B to Series A	\$	2,118,185.67	to close out Series A
Series A Balance	\$	-	

Project Expenditures



Measure Q Series B Overall Funding Summary:

Update - 10/11/2021: Series B (Phase 2)			
SOURCE OF FUNDS			
Measure Q Bond Funds (Series B) 2018-2020	\$	40,000,000	
NET SERIES B FUNDING	\$	39,785,000	net Building Funds deposited 1/24/2019
Interest earned as of 8/31/2021 per District	\$	1,029,287	per District
Debt Service payments	\$	-	
ESTIMATED STATE FUNDING FROM SERIES A PROJECTS	\$	-	Schoolworks estimate is \$5,860,717; funding date is TBD
TOTAL ESTIMATED NET FUNDING	\$	40,814,287	
SERIES B (PHASE 2) USE OF FUNDS			
Construction Costs for Series B Projects (Dwyer Mod Phase 2, Smith ES Mod Projects 1 & 2, Seaciff ES Mod Series B portion)	\$	27,919,029	includes Abatement & Technology Equipment, Contingencies and Escalation; <u>excludes</u> Furniture
Fund Smith 2 Payment Applications 9 & 10 with Series C funds	\$	(2,288,025)	completed
Fund Portion of Peterson Payment Applications with Series B funds	\$	2,288,025	pending
District M&O Roofing Replacement Project @ Seaciff (District Construction Contract Award 4/23/19 A-81)	\$	753,099	\$347,228.81 paid in Series A; Bishop, Inc. Award + CO #1 + CO #2 + Vista + CA Newspaper = \$1,100,327.86
Dwyer Synthetic Turf	\$	70,926	separate contract with KYA; psuedo 27000 21110; PO # N28R0896
Demonstration Classrooms	\$	-	none in Phase 2
Subtotal Series B Construction Cost Budget	\$	28,743,055	
New Furniture	\$	3,588,840	Dwyer Phase 2 and Smith P1/P2, Seaciff (includes 10% PO contingency on all)
Subtotal Construction Cost	\$	32,331,895	
Series B Soft Cost Estimate	\$	6,497,715	
Subtotal:	\$	38,829,610	
IT Systems: Dwyer P2	\$	170,486	Dell Marketing
IT Systems: Smith 1 & 2	\$	485,280	Dell Marketing
IT Systems: Seaciff	\$	397,808	Dell Marketing
Total Series B Construction + Soft Cost Estimate	\$	39,883,184	
Subtotal Series B Budget versus Series B Building Funds	\$	931,103	positive \$ amount = under budget (reserve)
Series B Construction Contracts - Contingency Status:			
1) Seaciff Contingency return estimate	\$	(700,000)	
Total Series B Construction + Soft Cost Estimate	\$	39,183,183	
Series B balance after accounting for un-used Contingency	\$	1,631,104	positive \$ amount = under budget (reserve)

Project Expenditures



Measure Q Series C Overall Funding Summary:

Update - 10/11/2021: Series C (Phase 3) FUND 28			
SOURCE OF FUNDS			
Measure Q Bond Funds Series C	\$	70,000,000	
NET SERIES C FUNDING (FUND 28)	\$	69,592,500	net Building Funds deposited on 7/15/2020
Interest earned as of 8/31/2021	\$	563,162.72	per District
ESTIMATED STATE FUNDING FROM SERIES A OR B PROJECTS	\$	-	Schoolworks estimate is \$5,860,717; funding date is TBD
TOTAL ESTIMATED NET SERIES C FUNDING	\$	70,155,663	
SERIES C (PHASE 3) USE OF FUNDS			
Construction Costs for Series C Projects			includes Abatement & Technology Equipment, Contingencies and Escalation; <u>excludes</u> Furniture
Eader	\$	10,255,710	contracted
Peterson	\$	10,581,621	contracted
Sowers Gym & STEM	\$	15,935,271	decision pending
Sowers Mod or Reconstruction			decision pending
Kettler M&O	\$	2,288,000	preliminary budget
Fund Portion of Peterson Payment Applications with Series B funds	\$	(2,288,025.14)	future credit
Fund Smith 2 Payment Applications 9 & 10 with Series C funds	\$	2,288,025.14	paid as of 6/30/21
Demonstration Classrooms	\$	-	none in Phase 3
Subtotal Series C Construction Cost Budget	\$	39,060,602	
New Furniture Budget Series C			includes contingency
Eader	\$	1,666,143	contracted
Peterson	\$	1,952,038	contracted
Sowers STEM	\$	260,086	decision pending
Sowers Mod or Reconstruction			decision pending
Kettler M&O	\$	-	
Furniture	\$	3,878,267	
Construction Cost + Furniture	\$	42,938,869	
Series C Soft Cost Estimates			includes Bond Program Management Costs and Soft costs
Eader	\$	2,143,952	
Peterson	\$	2,163,814	
Sowers Gym & STEM	\$	2,630,247	decision pending
Sowers Mod or Reconstruction	\$	100,000	for preliminary expenses; full budget pending decision
Kettler M&O	\$	771,644	
Soft Costs	\$	7,809,657	
Construction Cost + Furniture + Soft Costs	\$	50,748,526	
IT Systems	\$	1,118,717	cost per District 3/2/2021 email
Subtotal Series C Construction + Soft Cost Estimate	\$	51,867,243	
Subtotal Series C Balance for future projects	\$	18,288,419	
Series C Construction Contracts - Contingency Status:			
1) Eader Contingency return estimate	\$	(230,777)	
2) Peterson Contingency return estimate	\$	(238,110)	
3) Gym & STEM Contingency return estimate	\$	(345,091)	
Total Series C Construction + Soft Cost Estimate	\$	51,053,265	
Series C balance after accounting for Construction Contingency Return:		19,102,398	

Project Expenditures



Measure Q Series A Soft Cost Funds Spent v. Budgeted:

Huntington Beach City School District - Measure Q Phase 1 (Bond Series A) Reconciliation of Soft Cost & Demonstration Classrooms Funds Spent versus Budgets 6/30/2021					
Consultant Name	Phase 1 (Series A) Budget	Encumbered (contract amount as applicable)	Total Paid Per District Fund 24 dated 6/30/21	Comments	
1 Facilities Needs Assessments (Studio W Architects)	\$ 48,620.00	\$ 48,620.00	\$ 6,899,846.96	added 10/23/19	
2 Bond Program Management (Studio W Architects)	\$ 1,253,951.71	\$ 1,253,951.71		Series A payment through 9/30/20 invoice, the balance to Series B	
3 A/E Services (Studio W Architects)	\$ 5,454,139.08	\$ 5,580,774.06		paid status as of 3/4/21; Includes Sowers New fees thru DSA approval and Sowers Mod fee thru SD Phase only	
4 Surplus Site Analysis / Middle School Replacement Concept (Studio W Architects)	\$ 307,030.00	\$ 307,030.00		complete; separately funded outside Measure Q per District 6/11/19	
5 Surplus Site Analysis / Elementary School (Studio W Architects)	\$ -	\$ -		complete	
6 HVAC Feasibility Study at Eader, Peterson, Smith and Dwyer (Studio W Architects Amendment 3)	\$ 97,000.00	\$ 97,000.00		complete	
7 California Geological Survey Fees	\$ 18,000.00	\$ 18,000.00	\$ 18,000.00		
8 City of Huntington Beach + Fire Dept.	\$ 1,960.10	\$ 3,316.60	\$ 3,316.60		
9 Crawford Bowen Planning, Inc. (CEQA)	\$ 11,250.00	\$ 11,250.00	\$ 8,999.25		
10 Division of the State Architect (DSA fees)	\$ 548,790.19	\$ 548,790.19	\$ 574,463.55		
11 California Department of Education (CDE Fees)	\$ 21,361.00	\$ 21,361.00			
12 DMC Engineering (Surveying Services)	\$ 170,712.04	\$ 159,322.01	\$ 153,382.03	complete	
13 KPFF Engineering (Surveying Services)	\$ 3,800.00	\$ 3,800.00	\$ 3,800.00	Hawes IH; complete	
14 Earth Systems (Geotechnical Services)	\$ 76,846.00	\$ 76,846.00	\$ 59,980.00		
15 GEOCON WEST (Geotechnical Services on Kettler MOT project)	\$ 4,080.00	\$ 4,080.00	\$ 4,080.00		
16 OnPoint (Professional Development)	\$ 282,125.00	\$ 282,125.00	\$ 282,125.00		
17 Parker & Covert LLP (legal services)	\$ 125,000.00	\$ 120,148.50	\$ 120,148.50		
18 Edie Bailly LLP (formerly Vavrinek, Trine, Day & Co.) (Bond Accounting)	\$ 23,100.00	\$ 22,550.00	\$ 20,500.00		
19 SchoolWorks (Funding Consultant)	\$ 53,500.00	\$ 53,500.00	\$ 26,500.00	7/24/19: confirmed paid to date amount	
20 Vista Environmental Consulting (HAZMAT Reports)	\$ 69,513.00	\$ 66,510.00		Dwyer, Sowers, Hawes and Moffett (excludes Seaciff M&O Reroof project tracked separately)	
21 Vista Environmental Consulting (Construction Phase Monitoring: Dwyer Mod/New, Hawes, Moffett, Eader Portable, Sowers Portable)	\$ 50,088.00	\$ 50,088.00	\$ 112,201.50		
22 Misc. Vendors (Uline, Fed Ex, WMS News, LA Times, S & P Global, CA Newspaper, etc)	\$ 43,643.39	\$ 43,643.39	\$ 43,643.39		
23 SCE (Dwyer New)	\$ 23,973.41	\$ 23,973.41	\$ 23,973.41		
24 OCS Lighting and Control	\$ 5,370.00	\$ 5,370.00	\$ 5,370.00	Studio W #17018 Dwyer Mod District Pseudo #2400001110: Decorative Light Fixture; contract direct with District PO #M28R1434	
25 Ninyo & Moore (Pre-Construction Testing: Dwyer, Hawes, Moffett)	\$ 15,894.00	\$ 15,894.00	\$ 9,301.38	Confirmed no invoice from N&M on Dwyer Mod pre-con testing contract for pull test on existing stair with \$2,442 fee limit; DSA did not require this pull test per Michael Henning	
26 Ninyo & Moore (Construction Phase Testing: Dwyer Mod, Dwyer New, Hawes, Moffett)	\$ 360,683.00	\$ 360,683.00	\$ 338,031.25	paid through 7/31/20 invoice	
27 Petra Geosciences (Sowers Deep Soil Mixing Plan + Amend 1 Agency Response)	\$ 79,000.00	\$ 79,000.00	\$ 78,383.25	balance paid in Series B	
28 Time & Alarm: Dwyer Security Cameras in Case Building Stairwells	\$ 24,455.00	\$ 24,455.00	\$ 24,455.00	pseudo # issued is for Dwyer P1 Mod Series A, not B, so moved to Series A	
29 Action Sales (Dwyer P2 Kitchen Equipment)	\$ 9,879	\$ 9,879.00	\$ 9,878.53		
30 Moving: (Corovan Movers on Phase 1)	\$ 143,121.94	\$ 143,121.94	\$ 143,121.94		
31 Sierra West (OPSC estimate for Dwyer New)	\$ 5,000.00	\$ 5,000.00	\$ 5,000.00		
32 Murals for Schools (Dwyer P1 Mod)	\$ 27,626.70	\$ 27,626.70	\$ 27,626.70	Studio W #17018 Dwyer Mod District Pseudo #2400001110: Decorative Light Fixture; contract direct with District PO #M28R1074	
33 Prequalification Services (PQ Bids)	\$ 12,500.00	\$ 12,500.00	\$ 12,500.00		
34 AMS (Communications/Telecom)	\$ 44,178.10	\$ 44,178.10	\$ 44,178.10		
35 Republic Services / Rainbow Disposal (Trash Dumpsters @ Hawes and Moffett)	\$ 11,246.67	\$ 11,246.67	\$ 11,246.67		
36 Elebrand-LFG (Dwyer GYM & STEM graphics)	\$ 7,474.00	\$ 7,474.00	\$ 7,474.00	PO's: N28R1107 & N28R1110	
37 K-Log Inc.	\$ 3,440.42	\$ 3,440.42	\$ 3,440.42	Moffett	
38 Project Inspectors (Knowland: Dwyer Mod + New; Hawes Mod + IH; Moffett)	\$ 469,190.00	\$ 469,190.00	\$ 403,446.00	Note: 6/20/19 Knowland Add Services for Dwyer New \$42,500; Knowland invoices for inspection services on Studio W #17018 Dwyer Mod District Pseudo #2400001110 are thru 8/31/18; Studio W #17017 Dwyer New District Pseudo #2400002110 started after 9/1/18	
39 Project Inspector (Knowland: District MOT at Kettler)	\$ 49,104.00	\$ 49,104.00			
40 Western Exterminator (Hawes)	\$ 2,025.00	\$ 2,025.00	\$ 2,025.00		
41					
42 Adjustment to reconcile with District Fund 24 balance			\$ 2,632.87		
43 TOTAL	\$ 9,956,645.75	\$ 10,064,842.70	\$ 9,483,071.30		
1 Construct One Preconstruction Services	\$ 93,160.00	\$ 93,160.00	\$ 93,160.00	\$23,820 @ Dwyer Mod P1; \$21,700 @ Dwyer New; \$23,820 @ Hawes; \$23,820 @ Moffett	
2 Global CTI Group - Telephone System	\$ -	\$ 266,591.93	\$ 266,591.93	no original budget	
3 SVA Architects, DSA Fee, Soft costs (District MOT @ Kettler)	\$ 159,430.29	\$ 159,430.29	\$ 159,430.29		

Project Expenditures



Measure Q Series A Soft Cost Funds Spent v. Budgeted cont'd:

FURNITURE					
	Consultant Name (Project Name)	Phase 1 (Series A) Budget	Encumbered (District contract amount + used contingency)	Total Paid Per District Fund 24 dated 6/30/21	Comments
1	OnPoint (Dwyer Phase 1 Modernization) COMPLETE		\$ 944,643.90	\$ 1,050,212.66	Complete. Amount paid above \$944,643.90 contract amount on Dwyer Mod Phase 1 is for increase to install / shipping and/or added furniture.
	Expended Contingency	\$ 1,037,987.66	\$ 105,568.76		
2	OnPoint (Dwyer New Gym & STEM Buildings) COMPLETE	\$ 227,347.97	\$ 227,347.97	\$ 226,988.77	4/23/19 Board approval
	Expended Contingency	\$ 22,734.80	\$ -		
3	OnPoint (Hawes Modernization) COMPLETE		\$ 1,163,261.70	\$ 1,241,875.70	Complete. Contract amount on Dwyer Mod Phase 1 includes increase to install / shipping and/or added furniture.
	Expended Contingency	\$ 1,201,361.59	\$ 78,614.00		
4	OnPoint (Eader tables and chairs) COMPLETE	\$ 2,007.10	\$ 2,007.10	\$ 2,007.10	not originally budgeted
5	OnPoint (District office) COMPLETE	\$ 22,838.06	\$ 22,838.06	\$ 22,838.06	not originally budgeted
6	OnPoint (Moffett Modernization) COMPLETE	\$ 1,210,903.31	\$ 1,210,903.31	\$ 1,251,846.80	4/23/19 Board approval
	Expended Contingency	\$ 121,090.33	\$ 40,943.49		
7	TOTAL FURNITURE	\$ 3,846,270.82	\$ 3,796,128.29	\$ 3,795,769.09	
DEMONSTRATION CLASSROOMS					
	Consultant Name	Phase 1 (Series A) Budget	Encumbered (contracted)	Total Paid Per District Fund 24 dated 6/30/21	Comments
1	Dell Marketing L.P.	\$ 204,000.00	\$ 185,968.96	\$ 185,968.96	Complete
2	DigiCore, Inc. subcontracted through OnPoint (Demonstration Classroom Technology)	\$ -	\$ 86,468.88	\$ 86,468.90	Complete
3	Moore Flooring, Inc. (Demonstration Classrooms Flooring)	\$ -	\$ 49,138.00	\$ 49,138.00	Complete
4	OnPoint (Demonstration Classrooms)	\$ 1,201,200.00	\$ 1,016,393.50	\$ 1,016,393.50	Complete.
5	TOTAL DEMONSTRATION CLASSROOMS	\$ 1,405,200.00	\$ 1,337,969.34	\$ 1,337,969.36	
IT Systems					
	Consultant Name	Phase 1 (Series A) Budget	Encumbered (contracted)	Total Paid Per District Fund 24 dated 6/30/21	Comments
1	Dell Marketing L.P. (Dwyer, Hawes, Moffett + Sowers and District Office)	\$ -	\$ 1,395,189.85	\$ 1,395,189.85	no original budget
CONSTRUCTION CONTRACTS:					
	Project Name	Phase 1 (Series A) Budget	Encumbered (contracted)	Total Approved for Payment	Contractor name; Board Award; payment application #
1	Dwyer Middle School Modernization Phase 1	\$ 4,778,261.53	\$ 4,778,261.53	\$ 4,779,257.11	Construct One: Final Construction Cost per CO #1; pay app #16 to 11/30/2018 + finance payment \$238,913.08 x interest
2	Dwyer Middle School MP & STEM Building Phase 1	\$ 12,678,868.77	\$ 12,678,868.77	\$ 12,681,510.18	Construct One: Final Construction Cost per CO #1; pay app #21 thru 6/30/2020 + finance payments \$1,267,886.91 + interest
3	District MOT @ Kettler (STV Architects in Series A): moved to Series C	\$ -	\$ -		moved to Phase 3 (Series C)
4	Hawes Elementary School Modernization Phase 1	\$ 5,335,999.24	\$ 5,289,752.26	\$ 5,824,853.44	Construct One: Final Construction Cost per CO #1; pay app #16 thru 9/6/2019 + financed amount + interest
5	Hawes Elementary School Interim Housing	\$ 487,640.78	\$ 533,887.91		Construct One: Final Construction Cost per CO #1; pay app #16 thru 9/6/2019 + financed amount + interest
6	Moffett Elementary School Modernization	\$ 6,651,737.00	\$ 6,471,968.92	\$ 6,473,317.26	Final construction cost per Change Order #1; pay app #14 thru 6/30/2020 + finance payment \$647,196.88 + interest
7	Moffett Elementary School Interim Housing	\$ 268,694.00			Final construction cost
8	District Site Security: Eader, Hawes, Moffett, Seaciff, Peterson, Perry	\$ 1,597,646.85	\$ 1,521,568.43	\$ 1,521,568.43	Dwyer added to Dwyer MP&STEM project; Final construction cost per Change Order #1
9	Seaciff ES Modernization Construction Series A Portion (Total GMP is \$7,700,610.65)	\$ -	\$ 2,118,185.67	\$ 2,118,185.67	District transfer of Series B payments to close out Series A
10	TOTAL	\$ 31,798,848.17	\$ 33,392,493.49	\$ 33,398,692.09	
11	Hawes Elementary School Interim Housing	\$ 204,282.00	\$ 213,666.00	\$ 213,666.00	Mobile Modular Lease; payments on Hawes & Moffett IH as of Inv #2059208 6/24/2020
12	Moffett Elementary School Interim Housing	\$ 204,282.00	\$ 183,936.43	\$ 183,936.43	Mobile Modular Lease; payments on Hawes & Moffett IH as of Inv #2059208 6/24/2020
13	Hawes - ORTCO Inc. Fitness Structure & Installation	\$ -	\$ 60,692	\$ 60,692.00	
14	Hawes - Miracle Recreation Equipment	\$ -	\$ 20,783	\$ 20,782.80	
15	SUBTOTAL CONSTRUCTION COSTS	\$ 32,207,412.17	\$ 33,871,570.72	\$ 33,877,769.32	
16	District M&O Reroofing @ Seaciff BALANCE TO SERIES B	\$ -	\$ 347,228.81	\$ 347,228.81	\$1,095.133.06 Bishop, Inc. award amount + CO#1 + CO#2; confirm soft costs; not originally budgeted
17	Smith 1 - Construct One: funded in Series A	\$ -	\$ 495,546.76	\$ 495,546.76	
	TOTALS	\$ 47,668,119.03	\$ 51,827,658.69	\$ 51,251,726.71	
		Phase 1 (Series A) Budget	Encumbered (contracted)	Total Paid	

Project Expenditures



Measure Q Series B Soft Cost Funds Spent v. Budgeted:

Huntington Beach City School District - Measure Q Phase 2 (Bond Series B) Reconciliation of Soft Cost Budgets versus Spent 10/11/2021					
Consultant Name	Series B Budget	Encumbered (contract amount as applicable)	Total Paid	Series B Balance	Comments
1 A/E Services & Bond Program Management (Studio W Architects)	\$ 4,535,051	\$ 4,535,051	\$ 4,274,908	\$ 260,142.84	Studio W Architects payment status through 7/12/2021
2 Legal Services (Parker & Covert LLP)	\$ 188,952	\$ 188,952	\$ 188,952	\$ -	work should be complete
3 Funding Consultant (School Works)	\$ 22,000	\$ 22,000	\$ 2,000	\$ 20,000.00	state funding work ongoing
4 OPSC estimates for State Funding	\$ -	\$ -	\$ -	\$ -	
5 Bond Accounting Services (Edie Bailly LLP, formerly Vavrinek, Trine, Day & Co.)	\$ 25,000	\$ -	\$ -	\$ -	work should be complete
6 IT Professional Services Consultant	\$ 124,935	\$ 124,935	\$ 124,935	\$ -	OnPoint work complete
7 CEQA (Crawford & Bowen Planning, Inc.) budgeted under projects	\$ -	\$ -	\$ -	\$ -	
8 Misc. (Uline, CA Newspaper, Fed Ex, Image, DVBE, Social Advertising, Mobile Mini, Culver Newlin)	\$ 65,000	\$ 60,052	\$ 60,052	\$ -	late Rainbow Invoice on Moffett
9 Prequalification Services (PQ Bids)	\$ 55,000	\$ 55,000	\$ 55,000	\$ -	work complete
10					
11 BUDGET: DSA final fee for Seaciff	\$ 22,285			\$ 22,285.00	budget using DSA fee calculator
12 BUDGET: A/E final fee adjustment for Seaciff (Studio W Architects)	\$ 50,000			\$ 40,000.00	budget
13 Surveying Services (KPFF on Smith)	\$ 35,100	\$ 35,100	\$ 35,100	\$ -	work complete
14 Seaciff Utility Survey (C-Below)	\$ 4,575	\$ 4,575	\$ 4,575	\$ -	work complete
15 Geotechnical Services (Earth Systems on Dwyer Phase 2)	\$ 11,040	\$ 11,040	\$ 11,040	\$ -	work complete
16 Geotechnical Services (CTE on Smith)	\$ 14,550	\$ 14,550	\$ 14,550	\$ -	work complete
17 Geotechnical Services (Ninyo & Moore on Seaciff)	\$ 17,270	\$ 17,270	\$ 17,270	\$ -	work complete
18 Geotechnical Services (Sowers)	\$ -	\$ -	\$ -	\$ -	moved to Series C
17 Deep Soil Mixing Plan Consultant (Sowers site)	\$ -	\$ -	\$ -	\$ -	moved to Series C
18 HAZMAT Reports (Vista Environmental Consulting)	\$ 50,934	\$ 50,934	\$ 48,059.00	\$ -	work complete
19 Construction Phase Abatement Monitoring (Vista Environmental Consulting)	\$ 39,616	\$ 39,616	\$ 28,039.50	\$ -	work complete
20 CEQA Consultant	\$ 4,750	\$ 1,250	\$ -	\$ 1,250.00	
21 Division of the State Architect (DSA fees)	\$ 282,072	\$ 274,207	\$ 274,206.90	\$ -	initial DSA review fees paid on Dwyer P2, Smith P1/P2 and Seaciff
22 California Geological Survey Fees	\$ 10,800	\$ 10,800.00	\$ 10,800.00	\$ -	work complete
23 City of Huntington Beach + Fire Dept.	\$ 2,038	\$ 2,322.64	\$ 2,322.64	\$ -	work complete
24 Orange County Health Department	\$ 2,525	\$ 2,525.00	\$ 2,525.00	\$ -	work complete
25 SCE	\$ 37,200	\$ 37,132.78	\$ 37,132.78	\$ -	work complete
26 Time & Alarm: Dwyer Security Cameras in Case Building Stairwells	\$ 24,455	\$ 24,455.00	\$ 12,227.50	\$ -	work complete
27 Del Rey Rentals: Dwyer Phase 2 Kitchen temporary Refrigerator & Freezer	\$ 6,009	\$ 6,009.18	\$ -	\$ 6,009.18	
28 Dwyer P2 and Smith Moving (Corovan):	\$ 25,503	\$ 29,038.32	\$ 17,135.14	\$ 11,903.18	
29 Republic Services / Rainbow Disposal (Trash Dumpsters @ Dwyer P2 and Smith P1)	\$ 9,436	\$ 9,435.88	\$ 9,435.88	\$ -	
30 Project Inspectors: (Kownland: Dwyer Phase 2, Smith P1, Smith P2, Seaciff)	\$ 595,738	\$ 595,738.00	\$ 550,145	\$ 45,593.00	work remains on Seaciff
31 Pre-Construction Testing:	\$ -	\$ -	\$ -	\$ -	none required
32 Construction Phase Testing: Ninyo & Moore	\$ 202,998	\$ 202,998.30	\$ 176,225.50	\$ 26,772.80	work remains on Seaciff
33 Pre-Construction Services (Construct One)	\$ 35,500	\$ 35,500.00	\$ 35,500.00	\$ -	work complete
34 Elebrand-LFG (Dwyer Library graphics)	\$ -	\$ 5,660.00	\$ 5,660.00	\$ -	work complete
35 Moving (King Office Services)	\$ 31,344	\$ 31,344.37	\$ 31,344.37	\$ -	
36					
37 Adjust to reconcile w Fund 27 ledger as of 6/30/2021			\$ (8,777.96)		
38 SUBTOTAL	\$ 6,531,676	\$ 6,427,491	\$ 6,020,364	\$ 433,956	
39 Remaining Phase 2 Soft Cost Budget items			\$ 477,352	\$ 105,489	
40 TOTAL SERIES B SOFT COST ESTIMATE	\$ 6,497,715	\$ 6,497,715	\$ 6,497,715	\$ 539,445	

Project Expenditures



Measure Q Series B Soft Cost Funds Spent v. Budgeted cont'd:

FURNITURE (Series B)						
	Consultant Name (Project Name)	Phase 2 (Series B) Budget	Encumbered (contracted)	Total Paid	Series B Balance	Comments
1	OnPoint (Dwyer Phase 2 Modernization): PO M28R1659	\$ 729,469	\$ 729,469	\$ 729,469.49	\$ -	OnPoint proposal approved on 4/23/19 Board agenda; PO M28R1659; District payment check 28077646 on 9/24/19
	PO contingency / Expended Contingency	\$ 46,390	\$ 46,390	\$ 26,609.22	\$ -	\$26,609.22 paid under 10% PO contingency
	Dwyer P2 Math additional Storage	\$ 7,356	\$ 7,356	\$ 7,355.54	\$ -	Invoice 5389; PO N28R0734
	Dwyer P2 Spanish Rock Stools	\$ 12,425	\$ 12,425	\$ 12,425.00	\$ -	Invoice 5390; PO N28R0738
2	OnPoint (Smith Phase 1)	\$ 999,938	\$ 999,938	\$ 999,531	\$ -	OnPoint proposal approved on 4/23/19 Board agenda; PO M28R1658
	PO contingency balance	\$ -	\$ -	\$ -	\$ -	
	OnPoint Estimate #5624 Smith Phase 1 dated 5/12/2020: PO P28R0200	\$ 36,805	\$ 36,805	\$ 36,805	\$ -	Invoice 5527; PO N28R0200 1st Grade add on
					\$ -	
3	OnPoint (Smith Phase 2)	\$ 428,231	\$ 428,231	\$ 428,228	\$ -	OnPoint Contract: PO N28R1192
	PO contingency / Expended Contingency	\$ -	\$ -	\$ -	\$ -	
4	Seacliff	\$ 1,298,825	\$ 1,298,825	\$ 1,298,825	\$ -	OnPoint Contract: PO N28R1113; Invoice 5528
	PO contingency + escalation	\$ 80,290			\$ -	
	Add service	\$ 41,631	\$ 41,631	\$ 41,631	\$ -	Invoice 5529; PO P28R0209
	Add service	\$ 7,961	\$ 7,961	\$ 7,961	\$ -	Invoice 5556; PO # to be confirmed
5	TOTAL FURNITURE	\$ 3,689,320	\$ 3,609,030	\$ 3,588,840.07	\$ -	

IT Systems						
	Consultant Name	Phase 1 (Series B) Budget	Encumbered (contracted)	Total Paid	Series B Balance	Comments
1	Dell Marketing L.P.: Dwyer P2 + Smith 1 & 2	\$ 655,765.89	\$ 655,765.89	\$ 655,765.89	\$ -	Dell Dwyer P2 PO M28R1601; M28R1158; Smith M28R1590; M28R1600
2	Dell Marketing L.P.: Seacliff	\$ 397,808.03	\$ 397,808.03	\$ 397,808.03	\$ -	Dell Marketing: Quote 3000058453127.1 for \$21,833.28; Quote 3000058559773.1 for \$375,974.75
3	TOTAL COMPUTERS	\$ 1,053,574	\$ 1,053,574	\$ 1,053,574	\$ -	

CONSTRUCTION CONTRACTS						
	Project	Phase 2 (Series B) Budget	Encumbered (contracted)	Total Approved for Payment	Series B Balance	Comments
1	Dwyer Middle School Modernization Phase 2A (includes A/E fee for Seat Wall thru 90% DSA + 100% Bid)	\$ 5,584,752	\$ 5,584,751.80	\$ 5,584,751.80	\$ -	Construct One GMP + CO #1 credits; pay app #17 thru 12/31/2020; retention paid over 3 months
2	Dwyer Middle School Phase 2B - HVAC UNITS (NOT FUNDED BY MEASURE Q)				\$ -	HOLD: not funded by Measure Q
3	Smith Elementary School Modernization Phase 1 + HVAC Base Bid / Reroof Permanent Buildings	\$ 6,521,538	\$ 6,521,538.05	\$ 6,521,538.05	\$ -	\$495,546.76 paid in Series A; Construct One pay app #19 thru 1/31/2021 includes CO #1 contingency credit
4a	Smith Elementary School Modernization Phase 2 (Series B payments)	\$ 10,230,314	\$ 10,230,314.49	\$ 10,230,314.49	\$ -	Construct One GMP; District Board approval 10/15/19; pay app #17 & Retention thru 4/30/2021
4b	Smith Elementary School Modernization Phase 2 (Series C payments)	\$ (2,288,025.14)	\$ (2,288,025.14)	\$ (2,288,025.14)	\$ -	Construct One Pay Apps 9 & 10 for 2700211210 Smith 2 funded by Series C
5	Fund portion of Peterson Modernization with Series B Funds	\$ 2,288,025.14	\$ 2,288,025.14	\$ -	\$ 2,288,025.14	to offset Smith P2 payments transferred to Series B
6	Smith Elementary School Modernization ALT #1 HVAC					HOLD: not funded by Measure Q
7	Hawes Elementary School Re-roofing (removed from Phase 2 scope)					Removed from Phase 2 scope
8	Design for Middle School Replacement + MP & STEM Building (Architectural SD's + costs DSA approval)					moved to Phase 3 (Series C)
9	Seacliff ES Modernization Series B Portion (GMP \$7,700,610.65; \$2,118,185.67 paid in Series A)	\$ 5,582,424.98	\$ 5,582,424.98	\$ 4,094,471.88	\$ 1,487,953.10	Construct One GMP; District Board approval 5/19/2020 item A-75; pay app #15 thru 8/31/2021 minus Series A payment
10	Eader HVAC	\$ -	\$ -	\$ -		
11	TOTAL CONSTRUCTION CONTRACTS	\$ 27,919,029	\$ 27,919,029	\$ 24,143,051.08	\$ 3,775,978.24	
	Dwyer Synthetic Turf by KYA Services		\$ 70,926.39	\$ 70,926.39	\$ -	Separate contract for Dwyer Synthetic Turf; pending Pseudo and PO
	District M&O Reroofing @ Seacliff MOVED FROM SERIES A		\$ 753,099	\$ 753,099.05	\$ -	
	TOTALS	\$ 39,159,639	\$ 38,611,316	\$ 34,408,020.76	\$ 4,315,424	
		Phase 2 (Series B) Budget	Encumbered (contracted)	Total Paid		

Project Expenditures



Measure Q Series C Soft Cost Funds Spent v. Budgeted:

Huntington Beach City School District - Measure Q Bond Series C Reconciliation of Soft Cost Budgets versus Spent 10/11/2021						
	Consultant Name	Series C	Encumbered (contract amount as applicable)	Total Paid	Series B Balance	Comments
1	Bond Program Management Amendment 5 (Studio W Architects)	\$ 220,000	\$ 220,000	\$ 55,849	\$ 164,150.69	
2	Bond Program Management Amendment 6 Sowers Study (Studio W Architects)	\$ 101,845	\$ 101,845	\$ 91,660	\$ 10,184.53	
3	Legal Services (Parker & Covert LLP)	\$ 150,000	\$ 77,190	\$ 77,190	\$ 72,810.15	
4	Funding Consultant (School Works)	\$ 25,000	\$ -	\$ -	\$ 25,000.00	
5	OPSC estimates for State Funding	\$ 25,000	\$ -	\$ -	\$ 25,000.00	
6	Bond Accounting Services (Edie Bailly LLP, formerly Vavrinek, Trine, Day & Co.)	\$ 8,500	\$ 8,500	\$ 7,500	\$ 1,000.00	
7	IT Professional Services Consultant	\$ 300,000	\$ 300,000	\$ 107,455	\$ 192,545.00	OnPoint
8	CEQA (Crawford & Bowen Planning, Inc.) budgeted under projects	\$ -	\$ -	\$ -	\$ -	
9	Misc. (Uline, CA Newspaper, Fed Ex, King Office Movers, Image, US Bank)	\$ 60,000	\$ 13,538	\$ 13,538	\$ 46,461.94	
10	Prequalification Services (PQ Bids)	\$ 55,000	\$ -	\$ -	\$ 55,000.00	
11						
12	Project Funded:					
13	A/E Services (Studio W Architects)	\$ 3,357,589	\$ 3,184,272	\$ 2,177,156	\$ 1,180,432.68	
14	Surveying Services (T2 Utility Surveys on Eader and Peterson)	\$ 21,700	\$ 21,700	\$ 13,205	\$ 8,494.71	
15	Surveying Services (Hahn on Peterson and District MOT building)	\$ 11,400	\$ 11,400	\$ 4,700	\$ 6,700.00	
16	Geotechnical Services (Ninyo & Moore)	\$ 92,349	\$ 90,474	\$ 21,314	\$ 71,035.00	
17	Deep Soil Mixing Plan Consultant (Sowers site)	\$ 143,070	\$ -	\$ -	\$ 143,070.00	
18	HAZMAT Reports (Vista Environmental Consulting)	\$ 66,237	\$ 59,362	\$ 54,476	\$ 11,761.00	
19	Construction Phase Abatement Monitoring (Vista Environmental Consulting)	\$ 43,977	\$ 38,861	\$ 14,972	\$ 29,005.00	
20	CEQA Consultant	\$ -	\$ -	\$ -	\$ -	
21	Division of the State Architect (DSA fees)	\$ 387,687	\$ 120,284	\$ 120,284	\$ 267,402.58	Eader & Peterson to date
22	California Geological Survey Fees	\$ 10,800	\$ -	\$ -	\$ 10,800.00	
23	DTSC	\$ -	\$ -	\$ -	\$ -	
24	Orange County Health Department	\$ 832	\$ 832.00	\$ 832.00	\$ -	
25	Local Fire budget	\$ 3,500	\$ -	\$ -	\$ 3,500.00	
26	Local / City fees	\$ 37,200	\$ -	\$ -	\$ 37,200.00	
27	Utility fees	\$ 70,000	\$ -	\$ -	\$ 70,000.00	
28	Misc. District Expenses, including moving costs	\$ 144,726	\$ -	\$ -	\$ 144,725.93	
29	IOR	\$ 594,022	\$ 140,022.00	\$ 2,340.00	\$ 591,682.00	Knowland on Eader & Peterson
30	Test Lab	\$ 583,988	\$ -	\$ -	\$ 583,988.00	
31	DSM Engineer (Sowers)	\$ 143,070	\$ -	\$ -	\$ 143,070.00	
32	Image 2000 (moving 2 copiers @ Peterson)	\$ 250	\$ 250.00	\$ 250.00	\$ -	6/1/21 Image 2000 proposal
33	Movin Company: Corovan	\$ 23,958	\$ 23,957.53	\$ 23,957.53	\$ -	Peterson
34	Preconstruction Services (Construct One)	\$ 21,750	\$ 14,500.00	\$ 14,500.00	\$ 7,250.00	Eader & Peterson complete
35	Mobile Mini	\$ 1,194	\$ 1,194.41	\$ 1,194.41	\$ -	Peterson
36						
37						
38	SUBTOTAL	\$ 6,657,741	\$ 4,428,182	\$ 2,802,374	\$ 3,902,269.21	
39	<i>Remaining Soft Cost Budget items</i>	<i>\$ 1,151,916</i>			<i>\$ 1,016,739</i>	<i>-\$135,176.82</i>
40	TOTAL SERIES C SOFT COST ESTIMATE	\$ 7,809,657	\$ 4,428,182	\$ 2,842,276	\$ 4,919,008	
				Paid as of 6/30/2021	\$ 2,509,252	
				Paid after 6/30/2021	\$ 333,024	

Project Expenditures



Measure Q Series C Soft Cost Funds Spent v. Budgeted cont'd:

FURNITURE (Series B)						
	Consultant Name (Project Name)	Phase 2 (Series B) Budget	Encumbered (contracted)	Total Paid	Series B Balance	Comments
1	Eader	\$ 1,586,803	\$ 1,586,803	\$ 27,598.37	\$ 1,559,204.50	OnPoint bid; Board award 3/9/2021 A-66
	<i>PO contingency / Expended Contingency</i>	\$ 79,340	\$ -	\$ -	\$ 79,340.14	
2	Peterson	\$ 1,859,084	\$ 1,859,084	\$ 1,568,638	\$ 290,446.09	OnPoint bid; Board award 3/9/2021 A-66
	<i>PO contingency balance</i>	\$ 92,954	\$ -	\$ -	\$ 92,954.19	
3	Sowers STEM	\$ 247,701	\$ -	\$ -	\$ 247,701.31	budget
	<i>PO contingency / Expended Contingency</i>	\$ 12,385	\$ -	\$ -	\$ 12,385.07	
5	Kettler MOT	\$ -	\$ -	\$ -	\$ -	
	<i>PO contingency + escalation</i>	\$ -	\$ -	\$ -	\$ -	
6	TOTAL FURNITURE	\$ 3,878,267	\$ 3,445,887	\$ 1,596,236	\$ 2,282,031.29	
				Paid as of 6/30/2021	\$ -	
				Paid after 6/30/2021	\$ 1,596,236	
IT Systems						
	Consultant Name	Series C Budget	Encumbered (contracted)	Total Paid	Series B Balance	Comments
1	IT Systems:	\$ 1,118,717	\$ 1,118,717.44	\$ 1,118,717.44	\$ -	complete
2		\$ -				
3	TOTAL COMPUTERS	\$ 1,118,717	\$ 1,118,717	\$ 1,118,717	\$ -	
				Paid as of 6/30/2021	\$ 1,118,717	
				Paid after 6/30/2021	\$ -	
CONSTRUCTION CONTRACTS						
	Project	Series C Budget	Encumbered (contracted)	Total Approved for Payment	Series B Balance	Comments
1	Eader Elementary School Modernization: District Pseudo #2800003240	\$ 10,255,710	\$ 10,255,709.83	\$ 3,280,437.42	\$ 6,975,272.41	Construct One 4/29/21 GMP base price; Pay App #4 thru 9/30/2021
2a	Peterson Elementary School: District Pseudo #2800003200 (Series C payments)	\$ 10,581,621	\$ 10,581,621.07	\$ 5,176,782.57	\$ 5,404,838.50	Construct One 5/26/21 GMP base price; Pay App #4 thru 9/30/2021
2b	Peterson Elementary School: District Pseudo #2800003200 (Series B payments)	\$ (2,288,025.14)	\$ (2,288,025.14)		\$ (2,288,025.14)	
3a	Sowers Middle School Gym & STEM CA/CO: District Pseudo #2800003130; previously fund 24	\$ 15,935,271	\$ -	\$ -	\$ 15,935,270.73	Construct One 8/20/20 price; no escalation
3b	Sowers Modernization or Reconstruction: District Pseudo #2800003130	\$ -	\$ -	\$ -	\$ -	scope / construction budget to be determined
4	Fund Smith 2 Payment Applications 9 & 10 with Series C funds	\$ 2,288,025	\$ 2,288,025.14	\$ 2,288,025.14	\$ -	
5	Kettler New MOT Building: District Pseudo #2800000270	\$ 2,288,000	\$ -	\$ -	\$ 2,288,000.00	budget
6	TOTAL CONSTRUCTION CONTRACTS	\$ 39,060,602	\$ 20,837,331	\$ 10,745,245.13	\$ 28,315,356.50	
				Paid as of 6/30/2021	\$ 3,555,215.50	
				Paid after 6/30/2021	\$ 7,190,030	
TOTALS		\$ 51,867,243	\$ 29,830,117	\$ 16,262,572.69	\$ 35,516,396	
		Phase 2 (Series B) Budget	Encumbered (contracted)	Total Paid		
				Paid as of 6/30/2021	\$ 7,142,599.88	
				Paid after 6/30/2021	\$ 9,119,973	

Project Expenditures



Measure Q Series A Program Management Costs:

Huntington Beach City School District
Bond Program Management: Phase 1 (Bond Series A)

Professional Development Fee Budget \$ 170,654 15% of Demonstration Classroom construction cost
Bond Program Management Phase 1 Fee Budget \$ 2,140,770 6.0% of Phase 1 Project Construction Cost Budget

								6/30/2021		Balance to be closed out or moved to Series C
Bond Program Management Consultants: District Pseudo #240000000		Budget	Contract Amount	Link to contract	Board / District Apvl Date	Board Item #	District PO	Involved To Date	Paid to Date	
1	Bond Program Management									
2	Facilities Needs Assessments (BCA Architect #16043)	\$ 48,620	\$ 48,620.00	BCA Condition Assessments				\$ 48,620.00	\$ 48,620.00	\$ -
3	Initial Bond Program Management Fee (BCA, includes AB300 Tier 1 fees)	\$ 214,500		BCA Bond Prog Mgmt Contract	1/17/2017	A-55				
4	Extended Services to 12/31/2017 (BCA Amendment 1)	\$ 247,500		Amendment #1	4/11/2017	A-89				
5	Extended Services to 12/31/2018 (BCA Amendment 2) Extended to 6/30/19 per District-BCA 11/5/18 letter	\$ 440,000	\$ 1,253,952	Amend 002	1/16/2018	A-54	N28R0489	\$ 1,253,951.71	\$ 1,253,951.71	\$ -
6	Extended Services from 6/30/2019 to 12/31/2020 (Amend 004); Series A thru 9/30/20 invoice; balance to Series B funds	\$ 351,952		Amend 004	6/25/2019	A-101				
7								\$ -	\$ -	\$ -
8	HVAC Feasibility Study at Eader, Peterson, Smith and Dwyer (Studio W Architects Amendment 3)	\$ 97,000	\$ 97,000.00	HBCSD HVAC Feasibility Study Contract	10/16/2018	A-32		\$ 97,000.00	\$ 97,000.00	\$ -
9										
10	District Legal Counsel (Parker & Covert, LLP)	\$ 125,000	\$ 120,148.50	Parker Covert Contract 2017-2018 Board Amend.pdf	6/6/2017	A97		\$ 120,148.50	\$ 120,148.50	\$ 4,851.50
11										
12	Funding Consultant (SchoolWorks) Move PO balance to Series C	\$ 53,500	\$ 53,500.00	SchoolWorksSigned	5/4/2018			\$ 28,000.00	\$ 26,500.00	\$ 25,500.00
13										
14	Bond Program Financial Audit Consultant (Eide Bailly LLP, formerly Vavrinek Trine Day & Co)	\$ 23,100								
15	2017-2019 contract		\$ 20,500.00	VTD Contract & Board Approval 9-14-17.pdf	9/14/2017			\$ 20,500.00	\$ 20,500.00	\$ -
16			\$ 2,050.00	District PO contingency						
17	IT Professional Services (OnPoint)		\$ 150,000.00	OnPoint_Prof Svcs	10/17/2017					
18			\$ 15,000.00	District PO contingency						
19		\$ 282,125	\$ 100,000.00					\$ 282,125.00	\$ 282,125.00	
20			\$ 10,000.00	District PO contingency						
21	CEQA (Crawford & Bowen Planning, Inc.)	\$ 11,250	\$ 11,250.00	Crawford Bowen Signed Contract			L28R0121	\$ 8,999.25	\$ 8,999.25	\$ 2,250.75
22										
23	Middle School Replacement Concept / Surplus Land Disposition Study (BCA / Oxbridge/ Proactive Engineering)									
24	Phase 1 (District-BCA agreement 10/4/17)	\$ 75,532	\$ 75,532.00	HBCSD-BCA agreement	11/4/2017	S-18		\$ 75,532.00	\$ 75,532.00	\$ -
25	Phase 2A									
26	Phase 2B	\$ 231,498	\$ 231,498.00	Phase 2A/2B/3A amendment	10/16/2018	S-10		\$ 231,498.00	\$ 225,724.05	\$ -
27	Phase 3A									
28	Phase 3B (Series B)	\$ -								
29	Phase 4 (Series B)	\$ -								
30										
31	Elementary School Surplus Land Disposition Study (BCA / Oxbridge): Confirmed funded by District outside this Bond Measure 6/11/19									
32	Phase 1 (District-BCA agreement 10/4/17): \$44,053			SurplusLandDisposition.P1 fully executed	11/13/2018	S-15				
33										
34	Series A Misc. Vendors (Uline, Fed Ex, WMS News, LA Times, S & P Global, Action Sales, WMSDVBE Contract News)	\$ 43,643	\$ 43,643.39					\$ 43,643.39	\$ 43,643.39	\$ -
35	AMS (Communications/Telecom)	\$ 44,178	\$ 44,178.10					\$ 44,178.10	\$ 44,178.10	\$ -
36	Prequalifications Services (PQ Bids)	\$ 12,500	\$ 12,500.00					\$ 12,500.00	\$ 12,500.00	\$ -
37										
38	TOTALS	\$ 2,301,898	\$ 2,289,372					\$ 2,266,696	\$ 2,259,422	\$ 32,602
		Variance to Budget (negative = over budget) \$ 9,525								

Project Expenditures



Measure Q Series B Program Management Costs:

Huntington Beach City School District
Bond Program Management: Phase 2 (Bond Series B)
District pseudo #2700000000

		Professional Development Fee Budget	\$ -	15% of Demonstration Classroom construction cost						
		Bond Program Management Phase 2 Fee Budget	\$ 1,324,767	4.0% of Series B Project Construction Cost Budget				10/11/2021		
Bond Program Management Consultants: District Pseudo #270000000		Budget	Contract Amount	Link to contract	Board / District Apvl Date	Board Item #	District PO	Invoiced To Date	Paid to Date	Balance (contract amount minus paid to date)
1	Bond Program Management (Studio W Architects)									
2	Extended Services from 6/30/2019 to 12/31/2020 (Amend 004); Series A funds 55.5%; Series B funds 44.5%	\$ 305,743	\$ 305,743.35	Amendment 004 Fully Executed	6/25/2019	A-101	N28R0489	\$ 305,743.35	\$ 305,743.35	\$ -
3										
4	District Legal Counsel (Parker & Covert, LLP)	\$ 190,000	\$ 188,952.00					\$ 188,952.00	\$ 188,952.00	\$ -
5										
6	Funding Consultant (SchoolWorks)	\$ 22,000	\$ 14,500.00	School Works HBCSD P2 (Series B) Smith				\$ -	\$ -	\$ 14,500.00
7			\$ 7,500.00	HBCSD Seaciff SchoolWorks				\$ 2,000.00	\$ 2,000.00	\$ 5,500.00
8	State Funding Estimates (Sierra West)	\$ 25,000								
9										
10	Bond Program Financial Audit Consultant (Eide Bailly LLP, formerly Vavrinek Trine Day & Co)	\$ 25,000						\$ -	\$ -	
11										
12	IT Professional Services (OnPoint)	\$ 125,000	\$ 124,935.00	HBCSD PO N28R0894 Professional Services 2020			N28R0894	\$ 124,935.00	\$ 124,935.00	\$ -
13										
14	CEQA (Crawford & Bowen Planning, Inc.) budgeted under projects	\$ -								
15										
16	Middle School Replacement Concept / Surplus Land Disposition Study (BCA / Oxbridge/ Proactive Engineering)									
17	Phase 3B budget	\$ 122,225								
18	Phase 4 budget	\$ 40,000								
19										
20	Misc. (Uline, CA Newspaper, Fed Ex, Image, DVBE, Social Advertising, Mobile Mini, Culver Newlin)	\$ 65,000	\$ 60,052.42					\$ 60,052.42	\$ 60,052.42	\$ -
21										
22	Prequalification Services (PQ Bids)	\$ 55,000	\$ 55,000.00					\$ 55,000.00	\$ 55,000.00	\$ -
23										
24	TOTALS	\$ 974,968	\$ 756,683					\$ 736,683	\$ 736,683	\$ 20,000
		Variance to Budget (negative = over budget) \$ 349,798								

Project Expenditures



Measure Q Series C Program Management Costs:

Huntington Beach City School District
Bond Program Management: Bond Series C
District pseudo #2800000000

Professional Development Fee Budget		\$ 288,050								
Bond Program Management Phase 3 (Series C) Fee Budget		\$ 1,037,189	10/11/2021							
Bond Program Management Consultants: District Pseudo #280000000		Budget	Contract Amount	Link to contract	Board / District Apvl Date	Board Item #	District PO	Invoiced To Date	Paid to Date	Balance (contract amount minus invoiced to date)
1	Bond Program Management (Studio W Architects)									
2	Bond Program Management Fee (Amendment 5 to 12/2021)	\$ 220,000	\$ 220,000.00	Amend 005 - HBCSD Measure Q Prog Mngmnt-fully executed			P28R1044	\$ 92,609.11	\$ 55,849.31	\$ 127,390.89
3	Bond Program Amendment 6: Sowers Study	\$ 101,845	\$ 101,845.00	STUDIO W_AMD 6_SOWERS ANALYSIS_04202021	4/20/2021	A-78		\$ 98,789.62	\$ 91,660.47	\$ 3,055.38
4	Bond Program Management Fee (2022)	\$ 220,000								\$ -
5										
6	District Legal Counsel (Parker & Covert, LLP)	\$ 150,000	\$ 77,189.85	Agreement renewal	6/22/2021	S-64		\$ 77,189.85	\$ 77,189.85	\$ -
7										
8	Funding Consultant (SchoolWorks)	\$ 25,000						\$ -	\$ -	\$ -
9										\$ -
10	State Funding Estimates (Sierra West)	\$ 25,000						\$ -	\$ -	\$ -
11										\$ -
12	Bond Program Financial Audit Consultant (Eide Bailly LLP))	\$ 8,500	\$ 8,500.00					\$ 7,500.00	\$ 7,500.00	\$ 1,000.00
13										\$ -
14	IT Professional Services (OnPoint)	\$ 300,000	\$ 300,000.00	OnPoint Prof Services 2021 Contract_2020-12-15-fully	12/15/2020		P28R0950	\$ 107,455.00	\$ 107,455.00	\$ 192,545.00
15										\$ -
16	Education Management	\$ 36,000	\$ 35,512.50					\$ 35,512.50	\$ 35,512.50	\$ -
17										
18	CEQA (Crawford & Bowen Planning, Inc.) budgeted under projects	\$ -								\$ -
19										\$ -
20	Misc. (Uline, CA Newspaper, Fed Ex, King Office Movers, Image, US Bank)	\$ 60,000	\$ 13,538.06					\$ 13,538.06	\$ 13,538.06	\$ -
21										\$ -
22	Prequalification Services (PQ Bids)	\$ 55,000						\$ -	\$ -	\$ -
23										\$ -
24	TOTALS	\$ 1,201,345	\$ 756,585					\$ 432,594	\$ 388,705	\$ 323,991
Variance to Budget (negative = over budget)		\$ 123,894	Budget less Paid to date							
										\$ 812,640

A/E Fee Expenditures



Measure Q A/E Fees Costs:

Phase 1 (Series A) Bond Program Management Services: % based on \$50,000,000 Gross Bond Amount

Contracted Fees / Expenses extended thru December of 2020*: \$1,253,952 (2.5% of \$50M)

() includes portion of Amendment 004 Fee / Expense*

Phase 1 (Series A) Surplus Site and Middle School Replacement Concept Fees:

Contracted Phases 1-3A fees: \$279,113

Contracted Phases 1-3A DPE: \$27,917

Phase 1 (Series A) Elementary School Sites Surplus Fees: (General Funded, not Measure Q)

Contracted Phase 1 Study fee: \$40,053

Contracted Phase 1 DPE: \$4,000

TOTAL A/E FEES CONTRACTED (Series A):

Phase 1 (Series A) funded projects: \$3,473,458 basic service fees *(excludes Sowers fees)*

Total Phase 1 (Series A) Project Fees: Basic Service/DPE/Specialty Consultants = \$5,439,588 - \$1,386,944 (Sowers Mod/New MP & STEM fees paid under Series A) = **\$4,052,644**

Program Management: \$1,253,952

MS Surplus Site Study: \$307,030

ES Surplus Site Study: N/A (non-Measure Q funded)

Total: \$5,402,726 (11.23% of \$50M Gross Phase 1 - Series A Bond Amount)

A/E Fee Expenditures



Measure Q A/E Fees Costs continued:

Phase 2 (Series B) Bond Program Management Services: % based on \$40,000,000 Gross Bond Amount

Contracted Fees / Expenses extended thru September 2021*: \$305,743 (0.76% of \$40M)

() includes a portion % of Amendment 004 Fee / Expense*

TOTAL A/E FEES CONTRACTED (Series B):

Phase 2 (Series B) funded projects: \$3,124,753 basic service fees *(excludes MS Replacement SD fee)*

Total Phase 2 (Series B) Project Fees: Basic Services/DPE/Specialty Consultants = \$4,083,993 – \$311,290 *(MS Replacement SD fee)* = **\$3,772,703**

Program Management: \$305,743

Total: \$4,078,446 (10.20% of \$40M Gross Phase 2 - Series B Bond Amount)



A/E Fee Expenditures



Measure Q A/E Fees Costs continued:

Phase 3 (Series C) Bond Program Management Services: % based on \$70,000,000 Gross Bond Amount
Contracted Fees / Expenses contracted to 12/31/2021*: \$220,000 (0.31% of \$70M)

TOTAL A/E FEES CONTRACTED (Series C):

Phase 3 (Series C) funded projects: \$2,648,111 basic service fees (*excludes Sowers fees*)

Total Phase 3 (Series C) Project Fees: Basic Services/DPE/Specialty Consultants = \$3,184,272 + add \$1,381,808 (Sowers Mod/New MP & STEM fees paid under Series A) = **\$4,566,080**

Program Management: \$220,000

Sowers Study: \$101,845

Total: \$4,887,925 (6.98% of \$70M Gross Phase 3 - Series C Bond Amount)



Q & A



Brian Whitmore, AIA, LEED brianw@studiow-architects.com 916-626-1303
President/ CEO – Studio W Architects

Michael Henning, AIA, LEED michaelh@wtudiow-architects.com
949-293-2524 Associate Principal – Studio W Architects

Tony Pacheco Taylor, AIA, LEED tonyp@studiow-architects.com
949-774-2906 Associate Client Leader – Studio W Architects

Chelsea Pozar, CPSM chelseap@studiow-architects.com 916-254-5605
Associate Marketing & Business Development Director – Studio W Architects



STUDIO **W**
ARCHITECTS